



School of Arts & Humanities
2015-2016

Buffalo State
State University of New York

SECTION I

Academic Program Inventory

The Academic Program Inventory is a compilation of all approved undergraduate and graduate degree programs at the college arranged by the department responsible for the program. Program majors are listed both by the SUCB curriculum and program name, and by the Albany program title.

SECTION II

Department Fact Sheets

The Department Fact Sheets present comparable data on a number of variables pertaining to academic departments. The information is collected routinely through many offices, but the fact sheet is the only summary of these data. Departments are arranged alphabetically within Faculty.

Definition of Terms

- **Academic Programs:** The local titles and curriculum codes of degree programs administered by the department. All fact sheet data relate only to these programs.
- **FTE Student:** Full-Time Equivalent Student is a standardized measure of academic activity. The $\frac{\text{Undergraduate Credit Hours Consumed}}{15} + \frac{\text{Graduate Credit Hours Consumed}}{12}$
- **FTE Faculty:** The sum of the instructional FTE (Department Chairs = 0.5 Instructional FTE) for
- **S/F:** Student Faculty Ratio = $\frac{\text{FTE Students}}{\text{FTE Faculty}}$
- **Major:** Number of majors committed to all department programs, graduate and undergraduate, for the Fall Semester.
- **Degrees Granted:** The number of undergraduate degrees granted between July 1 and June 30 of the following year. Example: Under the 14/15 column, all degrees granted between July 1, 2014 and June 30, 2015 are included.
- **New Freshman:** The number of new freshman registering at SUCB during the academic year.
- **New Transfer:** The number of new transfer students registering at SUCB during the academic year.
- **Student Profile:** Ethnicity, Gender and Full Time/Part Time statistics by department.
- **Trend Line:** The percentage change in FTE faculty and FTE students is based on the 2009-10 academic year as a baseline.

SECTION III

Faculty Listings

The Faculty Listings is a budgetary accounting of the personnel resources allocated to each department. These listings are limited to charges against state purpose funds and consequently do not reflect the total departmental resources nor the complexity of faculty activity. Departments are arranged alphabetically within Faculty

Definition of Terms

- Line #: Budgeted line number.
- Budgeted FTE: Each faculty position and, hence, each budgeted faculty line is designated as either full-time or part-time for the Fall Semester. A full-time line has the designation 1.00 FTE. A part-time line has a value less than 1.0 (usually .125, .25, or .50). For faculty who had student FTE in Spring 2016 only, the budgeted FTE were listed but not counted as part of the departmental total.
- FTE Student: See FTE STD in Department Fact Sheets (Section II).

ACADEMIC PROGRAM INVENTORY BY DEPARTMENT WITHIN SCHOOL

SCHOOL OF ARTS AND HUMANITIES		<u>SUCB</u>			<u>ALBANY</u>	
		Code	Program	Degree	Title	
CNS	ART CONSERVATION	CNS	Conservation of Historic & Art Works	MA	Art Conservation	
		CNS	Art Conservation	CAS	Art Conservation	
AED	ART EDUCATION	AED	Art Education	BS	Art Education k-12	
		AED	Art Education	MS Ed	Art Education k-12	
		AED	Art Education Birth-12 Post Bac, Certificate	CAS	Art Education	
COM	COMMUNICATION	COM	Communication Studies	BA	Communication Media	
		COMW	Pre-Communications	BA	Pre Communications	
		JBS	Journalism	BA	Broadcasting	
		MDP	Media Production	BA	Media Production	
		PCM	Public Communication	BA	Public Communication	
		TFA	Television and Film Arts	BA	Television and Film	
		TVA	Television Arts	BA	Television Arts	
DES	DESIGN	CER	Ceramics	BFA	Design	
		CMD	Communication Design	BS	Design	
		FIB	Fibers	BFA	Design	
		MJD	Metals/Jewelry	BFA	Design	
		WFD	Wood/Furniture	BFA	Design	
ENG	ENGLISH	ENG	English	BS	English	
		ENS	English 7-12	BA	English 7-12	
		WRT	Writing	BA	English	
		ENG	English	MA Ed	English 7-12	
		ENS	English 7-12	MSED	English Education 7-12	
		ENGW	Pre-English		Pre English	
FAR	FINE ARTS	ART	Art	BA	Art	
		ARH	Art History	BA	Art History	
		FARW	Pre-Fine Arts			
		UNC	BFA Uncommitted			
		PTG	Painting	BFA	Painting	
		PHO	Photography	BFA	Photography	
		PRT	Printmaking	BFA	Printmaking	
		SCL	Sculpture	BFA	Sculpture	
INT	INTERIOR DESIGN	INT	Interior Design	BFA	Interior Design	
MCL	MODERN & CLASSIC LANGUAGES	FRS	French 7-12	BS	French 7-12	
		SPS	Spanish 7-12	BS	Spanish 7-12	
		FRE	French	BA	French	
		ITA	Italian	BA	Italian	
		SPA	Spanish	BA	Spanish	
		FRS	French 7-12 Post Bac. Certificate	CAS	French Education	
		SPS	Spanish 7-12 Post Bac. Certificate	CAS	Spanish Education	
MUS	MUSIC	MUS	Music	BA	Music	
		MUE	Music Education	Mus. B.	Music Education	
PHI	PHILOSOPHY & HUMANITIES	PHI	Philosophy	BA	Philosophy	
		HUM	Humanities	BA	Humanities	
THA	THEATER	ART	The Arts	BA	The Arts	
		THA	Theater	BA	Theatre	
		ALT	Arts & Letters	BA	The Arts	

Academic Program Inventory

		<u>SUCB</u>		<u>ALBANY</u>	
<u>SCHOOL OF EDUCATION</u>		<u>Code</u>	<u>Program</u>	<u>Degree</u>	<u>Title</u>
ADE	ADULT EDUCATION	ADE	Adult Education	MS	Adult Education
		ADE	Adult Education Certificate	CAS	Adult Education
		ADEW	Pre-Adult Education		Pre Adult Education
		HRD	Human Resource Development	GRCT ED	Human Resource Development
CTE	CAREER & TECHNICAL EDUCATION	BMEW	Pre-Business Marketing Education		Pre Business Marketing Education
		BME	Business & Marketing Education	BS	Business & Distributive Education
		CTEW	Pre-Career and Technical Education		Pre Career and Technical Education
		CTE	Career & Technical Education	BS	Career & Technical Education
		VTE	Vocational & Technical Ed	BS	Vocational Technical Education
		BME	Business & Marketing Education	MS Ed	Business & Marketing Education
		CTE	Career & Technical Education	MS Ed	Career & Technical Education
		BME	Business & Marketing Ed. Certificate	CAS	Business & Marketing Education
		CTE	Career Technology Ed. Post Bac. Cert.	CAS	Career & Technical Education
		BMEW	Pre-Business & Marketing Education		Pre Business Marketing Education
		CTEW	Pre-Career & Technical Education		Pre Career and Technical Education
		FCS	Family & Consumer Sciences Ed.	BS	Family & Consumer Sciences Ed.
		EDU	ELEMENTARY EDUCATION & READING	CEDW	Pre-Elementary Education
CED	Childhood Education			BS	Childhood Education
ECE	Early Childhood Education			BS	Early Childhood Education
ECC	Early Child & Education			BS	Early childhood & Childhood Ed
ELEW	Pre-Elementary Education				Pre Elementary Education
CEN	Childhood Education & English 7-9			BS	Childhood Education & English
CIT	Childhood Education Italian			BS	Childhood Education & Italian
CMT	Childhood Education & Math 7-12			BS	Childhood Education & Math
CSS	Childhood Education Social Studies			BS	Childhood Education & Social Studies
CSH	Childhood Education & Spanish			BS	Childhood Ed & Spanish
CEC	Childhood and Early Childhood Ed			MS Ed	Childhood & Early Childhood Ed
ELE	Elementary Education			MS Ed	Elementary Education N-9
CUR	Curriculum & Instruction			MS Ed	Curriculum & Instruction
ECP	Ed Leadership SBL/SDL			CAS Ed	Educational Leadership
ECT	Early Childhood Education			MS Ed	Early Childhood Education
CET	Childhood Education			MS Ed	Childhood Education
ENS	Early Sec. English			MS Ed	English N-9
MTS	Early Sec. Mathematics			MS Ed	Mathematics N-9

Academic Program Inventory

		<u>SUCB</u>		<u>ALBANY</u>	
<u>SCHOOL OF EDUCATION</u>		<u>Code</u>	<u>Program</u>	<u>Degree</u>	<u>Title</u>
EDU	ELEMENTARY EDUCATION & READING	ESS	Early Sec. Science	MS Ed	General Science N-9
		SSS	Early Sec. Social Studies	MS Ed	Social Studies N-9
		FRS	Early Sec. French	MS Ed	French N-9
		SPS	Early Sec. Spanish	MS Ed	Spanish N-9
		RDG	Reading	MPS	Reading Teacher
		LTS	Literacy Spec. 5-12	MS Ed	Literacy Spec. 5-12
		RDG	Reading	MS Ed	Reading Teacher
		LTB	Literacy Spec. Birth-6	MS Ed	Literacy Spec. Birth-6
		CED	Childhood Education	MS Ed	Childhood Education
		ECE	Early Childhood Education	MS Ed	Early Childhood Education
		ELE	Elementary Education Post Bac. Certific	CAS	Elementary Education Pre k-6
		CED	Childhood Education Post Bac. Certifica	CAS	Childhood Education
		CED	Child Ed. & Early Child Ed. Post Bac. C	CAS	Childhood Education 1-6
		RDGW	Pre-Elementary Educationa & Reading		Pre-Elementary Educationa & Reading
		EDLW	Pre Educational Leadership		Pre Educational Leadership
		CURW	Pre Curriculum & Instruction		Pre Curriculum & Instruction
		ECTW	Pre-Childhood Education w/certification		Pre-Childhood Education w/certification
		ENSW	Pre-Elementary Ed. & Early Sec.: English		Pre-Elementary Ed. & Early Sec.: English
		MTSW	Pre-Elementary Ed. & Early Sec.: Math		Pre-Elementary Ed. & Early Sec.: Math
		ESSW	Pre-Elementary Ed. & Early Sec.: Science		Pre-Elementary Ed. & Early Sec.: Science
		SSSW	Pre-Elementary Ed. & Early Sec. Social Studies		Pre-Elementary Ed. & Early Sec. Social Stu
		FRSW	Pre-Elementary Ed & Early Sec. French		Pre-Elementary Ed & Early Sec. French
		SPSW	Pre-Elementary Ed & Early Sec. Spanish		Pre-Elementary Ed & Early Sec. Spanish
		RDGW	Pre-Reading Professional Studies		Pre-Reading Professional Studies
		RDGW	Pre-Reading		Pre-Reading
		LTBW	Pre-Literacy Spec. Birth-6		Pre-Literacy Spec. Birth-6
		CEDW	Pre-Childhood Education		Pre-Childhood Education
		ECEW	Pre-Early Childhood Education		Pre-Early Childhood Education
		EDL	Educational Leadership	CAS	Educational Leadership
		RDG	Reading	MPS	Reading

Academic Program Inventory

<u>SCHOOL OF EDUCATION</u>		<u>SUCB</u>		<u>ALBANY</u>	
		<u>Code</u>	<u>Program</u>	<u>Degree</u>	<u>Title</u>
EXE	EXCEPTIONAL EDUCATION	EXE	Teachers of Exceptional Ed & El. Ed	BS Ed	Special Education
		EXE	Exceptional Education	BS Ed	Special Education
		EXEW	Pre-Exceptional Education		Pre Exceptional Education
		BXE	Teaching Bilingual Except Individual	MS Ed	Teaching Bilingual Except Individual
		EXD	Exceptional Education	MS Ed	Special Education
		EXC	Special Education Early Childhood	MS Ed	Special Education
		EXC	Special Education Childhood	MS Ed	Special Education
		EXA	Special Education Adolescence	MS Ed	Special Education
		EXS	Stu w/Dis SWD Generalist 7-12	MS Ed	Student w/Disability 7-12
		XCE	Special Education: Childhood E	MS Ed	Special Education: Childhood E
		XCEW	Pre-Spec Ed: Childhood Educa		Pre-Spec Ed: Childhood Educa
		XCH	SWD Gen 7-12 & 7-12 Chemistry	MS Ed	SWD Gen 7-12 & 7-12 Chemistry
		XEN	SWD Gen 7-12 & 7-12 Eng Lang	MS Ed	SWD Gen 7-12 & 7-12 Eng Lang
		XMT	SWD Gen 7-12 & 7-12 Math	MS Ed	SWD Gen 7-12 & 7-12 Math
		XSO	SWD Gen 7-12 & 7-12 Soc Stud	MS Ed	SWD Gen 7-12 & 7-12 Soc Stud
		EXAW	Pre-Special Ed: Adolescence		Pre Special Ed: Adolescence
		BXEW	Pre-Exceptional Education, bilingual		Pre-Exceptional Education, bilingual
		EXDW	Pre-Exceptional Education		Pre-Exceptional Education
		EXCW	Pre-Special Education Early Childhood		Pre-Special Education Early Childhood
		EXCW	Pre-Special Education Childhood		Pre-Special Education Childhood
		EXAW	Pre-Special Education Adolescence		Pre-Special Education Adolescence

Academic Program Inventory

		<u>SUCB</u>		<u>ALBANY</u>	
<u>SCHOOL OF NATURAL & SOCIAL SCIENCES</u>		<u>Code</u>	<u>Program</u>	<u>Degree</u>	<u>Title</u>
ANT	ANTHROPOLOGY	ANT	Anthropology	BA	Anthropology
BIO	BIOLOGY	BGS	Biology Education 7-12	BS	Biology Education 7-12
		BGX	Biology 5-12	BS	Biology 7-12
		BIO	Biology	BA	Biology
		BIO	Biology	MA	Biology
		BIS	Secondary Education: Biology	MS Ed	Biology 7-12
		BGS	Biology 7-12 Post Bac. Certificate	CAS	Biology Education 7-12
		BGX	Biology 5-12 Post Bac. Certificate	CAS	Biology Education 7-12 5-6 EXT
		BIOW	Pre-Biology		
CHE	CHEMISTRY	CGS	Secondary Education: Chemistry	BS	Chemistry 7-12
		CGS	Chemistry Education 7-12	BS	Chemistry Education 7-12
		CGX	Chemistry 5-12 General Sci 7-12	BS	Chemistry 5-12 General Sci 7-12
		CHE	Chemistry	MS Ed	Chemistry 7-12
		FRC	Forensic Chemistry	BS	Forensic Chemistry
		FSC	Forensic Science	MS	Forensic Science
		FRCW	Pre-Forensic Chemistry		Pre Forensic Chemistry
		CHE	Chemistry	MA	Chemistry
		CHS	Secondary Education: Chemistry	MS Ed	Chemistry 7-12
		CGS	Chemistry 7-12 Post Bac. Certificate	CAS	Chemistry Education 7-12
		CGX	Chemistry 5-12 Post Bac. Certificate	CAS	Chemistry Education 7-12 5-6 EXT
		CHEW	Pre Chemistry		Pre Chemistry
ENS	EARTH SCIENCES & SCIENCE EDUCATION	EGS	Secondary Education: Earth Science	BS	Earth Science 7-12
		EGS	Earth Science Education 7-12	BS	Earth Science Education 7-12
		GEO	Geology	BA	Geology
		EAS	Earth Sciences	BS	Earth Sciences
		EGS	General Science Secondary Education	MS Ed	General Science Secondary Education
		EAS	Secondary Education: Earth Science	MS Ed	Earth Science 7-12
		EGS	Earth Science 7-12 Post Bac. Certificate	CAS	Earth Science Education 7-12
		EGX	Earth Science 5-12 Post Bac. Certificate	CAS	Earth Science Education 7-12 5-6 EXT
		SEA	Science Ed: Earth Sci 7-12	MS Ed	Science Ed: Earth Sci 7-12
		EGSW	Pre-Earth Sciences Education		Pre Earth Sciences Ed

Academic Program Inventory

		<u>SUCB</u>		<u>ALBANY</u>	
<u>SCHOOL OF NATURAL & SOCIAL SCIENCES</u>		<u>Code</u>	<u>Program</u>	<u>Degree</u>	<u>Title</u>
ECO	ECONOMICS & FINANCE	ECO	Economics (BS)	BS	Economics
		ECO	Economics (BA)	BA	Economics
		AEC	Applied Economics	MA	Applied Economics
GEG	GEOGRAPHY & PLANNING	GEG	Geography	BA	Geography
		URP	Urban Regional Analysis & Planning	BS	Urban Regional Analysis & Planning
HWE	HEALTH, NUTRITION & DIETETICS	HEW	Health Nutrition & Dietetics	BS	Health Nutrition & Dietetics
HIS	HISTORY & SOCIAL STUDIES EDUCATION	SSS	Secondary Education: Social Studies	BS	Social Studies 7-12
		SSS	Social Studies Education 7-12	BS	Social Studies Education 7-12
		SSX	Social Studies Education 5-12	BS	Social Studies Education 5-12
		HIS	History	BA	History
		HIS	History	MA	History
		MST	Museum Studies	GRCT	Museum Studies
		MST	Museum Studies	MA	Museum Studies
		SSS	Secondary Education: Social Studies	MS Ed	Social Studies 7-12
		SSS	Social Studies Education 7-12	MS Ed	Social Studies Education 7-12
		SSS	Social Studies Ed. 7-12 Post Bac. Cert.	CAS	Social Studies Education 7-12
		SSX	Social Studies Ed. 5-12 Post Bac. Cert.	CAS	Social Studies Education 7-12 5-6 EXT
		HISW	Pre-Social Studies and History		
MAT	MATHEMATICS	AMT	Applied Mathematics	BS	Applied Mathematics
		MAT	Mathematics (BA)	BA	Mathematics
		MAT	Mathematics (BS)	BS	Mathematics 7-12
		MTS	Secondary Education: Math	BS	Mathematics 7-12
		ACM	Prof Appl Computational Math	MS	Prof Appl Computational Math
		ACMW	Pre-Prof Applied & Comp Math		Pre-Prof Applied & Comp Math
		MTS	Secondary Education: Mathematics	MS Ed	Mathematics 7-12
		MTS	Mathematics 7-12 Post Bac. Certificate	CAS	Mathematics Education 7-12
		MTX	Mathematics 5-12 Post Bac. Certificate	CAS	Mathematics Education 7-12 5-6 EXT
		MTSW	Pre-Secondary Education: Math		

Academic Program Inventory

		<u>SUCB</u>		<u>ALBANY</u>	
<u>SCHOOL OF NATURAL & SOCIAL SCIENCES</u>		<u>Code</u>	<u>Program</u>	<u>Degree</u>	<u>Title</u>
PHY	PHYSICS	PGS	Secondary Education: Physics	BS	Physics 7-12
		PGS	Physics Education 7-12	BS	Physics Education 7-12
		PHY	Physics (BA)	BA	Physics
		PHY	Physics (BS)	BS	Physics
		PHA	Physics Education 7-12, Altern	MS Ed	Physics Education 7-12, Altern
		PHS	Physics Education 7-12	MS Ed	Physics Education 7-12
		PGS	Physics 7-12 Post Bac. Certificate	CAS	Physics Education 7-12
		PGX	Physics 5-12 Post Bac. Certificate	CAS	Physics Education 7-12 5-6 EXT
PSC	POLITICAL SCIENCE	PSC	Political Science	BA	Political Science
		PMG	Public Management	GRCT	Public Management
		PNM	Public and Nonprofit Mgmt	MPA	Public and Nonprofit Mgmt
		PNMW	Pre-Public and Nonprofit Mgt		Pre-Public and Nonprofit Mgt
PSY	PSYCHOLOGY	PSY	Psychology (BA)	BA	Psychology
		PSY	Psychology (BS)	BS	Psychology
SOC	SOCIOLOGY	SOC	Sociology (BA)	BA	Sociology
		SOA	Applied Sociology	BS	Sociology

Academic Program Inventory

SUCB

ALBANY

SCHOOL OF PROFESSIONS		Code	Program	Degree	Title
BUS	BUSINESS	BSA	Business Administration	BS	Business Administration
		BSAW	Pre-Business		Pre Business
		BUS	Business Studies	BS	Special Studies
CIS	COMPUTER INFORMATION SYSTEMS	CISW	Pre-Computer Information Systems		Pre Computer Information Systems
		CIS	Computer Information Systems	BS	Computer Information Systems
		EDC	Educational Computing	MS Ed	Educational Computing
		EDCW	Pre-Educational Computing		
		EDT	Educational Technology	Ms Ed	Educational Technology
		EDTW	Pre-Educational Technology		Pre Educational Technology
CRS	CENTER FOR STUDIES IN CREATIVITY	CRS	Creative Studies	MS	Creative Studies
		CRT	Creative Studies Certificate	CAS	Creativity & Change Leadership
		CRSW	Pre-Creative Studies		
CRJ	CRIMINAL JUSTICE	CRJW	Pre-Criminal Justice		Pre Criminal Justice
		CRJ	Criminal Justice	BS	Criminal Justice
		CRJ	Criminal Justice	MS	Criminal Justice
		CRJW	Pre-Criminal Justice		
ENT	ENGINEERING TECHNOLOGY	TED	Technology Education	BS	Technology Education
		TEC	Industrial Technology	BS	Industrial Technology
		ETP	Electronics: Power & Machines	BTECH	Engineering Tech: Power & Machines
		ETE	Electronics: Electronics	BTECH	Engineering Technology: Electricity
		ETS	Elec Engineering Tech/Smart Grid	BS	Elec Engineering Tech/Smart Grid
		MET	Mechanical Engineering Technology	BTECH	Mechanical Engineering Technology
		ETP	Electrical Engineering Tech, Power and	BS	Engineering Tech: Power & Machines
		ETE	Electrical Engineering Tech, Electronics	BS	Engineering Technology: Electricity
		MET	Mechanical Engineering Technology	BS	Mechanical Engineering Technology
		TED	Technology Education	MS Ed	Technology Education
		IDT	Industrial Technology	MS	Industrial Technology
		TED	Technology Ed. Post Bac. Certificate	CAS	Technology Education
		TEDW	Pre-Technology Education		
		IDTW	Pre-Industrial Technology		
FTT	FASHION TECHNOLOGY	FTT	Fashion	BS	Fashion Technology
NFS	DIETETICS	DIE	Dietetics	BS	Dietetics
		DIE	Dietetics	MS	Clinical Dietetics
HEA	HIGHER EDUCATION ADMINISTRATION	HEA	Higher Education Administration		Higher Ed/Student Affairs Adm
HTR	HOSPITALITY ADMINISTRATION	HTR	Hospitality Administration	BS	Hospitality Administration
SWK	SOCIAL WORK	SWKW	Pre-Social Work		Pre Social Work
		SWK	Social Work	BS	Social Work
SLP	SPEECH-LANGUAGE PATHOLOGY	SLP	Communication Disorders	BS	Communication Disorders
		SLP	Speech-Language Pathology & Audiolog	BS	Speech-Language Pathology
		SLP	Speech-Language Pathology	BS Ed	Speech-Language Pathology
		SLP	Speech-Language Pathology	MS Ed	Speech-Language Pathology
		SLPW	Pre-speech-Language Pathology		

Academic Program Inventory

		<u>SUCB</u>		<u>ALBANY</u>	
<u>ADDITIONAL DESIGNATIONS</u>		<u>Code</u>	<u>Program</u>	<u>Degree</u>	<u>Title</u>
CPS	CONTINUING PROFESSIONAL STUDIES	SON	C/Ed - Other Institution Summer		
		CSC	Continuing Studies		
		JPS	High School - Head Start		
			Work Based Learning		
			English as a Second Language		
			High School Dual Credit		
			Early Middle College		
UNC	UNIVERSITY COLLEGE	CEDW	Undeclared-Childhood Education		
		FEX	Foreign Exchange		
		INS	Individualized Studies		
		NON	UG Non-Matriculated		
		OVS	Non-SUCB SUNY Overseas		
		PDG	Non-Matric Post Degree		
		SPP	Visiting Student		
UNC	Undeclared				
GRS	GRADUATE SCHOOL	MUL	Multidisciplinary Studies	MA	Multidisciplinary Studies
		MUL	Multidisciplinary Studies	MS	Multidisciplinary Studies
		HRD	Human Resource Development	CAS	Human Resource Development
		GIW	Grad International Workshop		Grad International Workshop
		GND	Graduate Non-Degree		Not in a Program
		MULW	Pre-multidisciplinary Studies, General		
		HAS	Pre-multidisciplinary Studies, Mgt Hm Svs		
		PMT	Post Masters		
		VST	Graduate - 1 Semester		
		HRD	Human Resource Development	CAS	Human Resource Development
		GND	Graduate Non-Degree		Not in a Program
		MULW	Pre-multidisciplinary Studies, General		
		HAS	Pre-multidisciplinary Studies, Mgt Hm Svs		
		PMT	Post Masters		
VST	Graduate - 1 Semester				

SUMMARY SHEET

All College

	2009/10	2010/11	2011/12	2012/13	2013/14	2014/15	2015/16
FTE Student							
Fall	10056	9956	9824	9163	9203	9079	8,855
U/G	9114	8866	8966	8359	8431	8377	8213
Grad	942	1090	858	804	772	702	642
Spring	9376	9374	9039	7976	8400	8194	7454
U/G	8406	8421	8222	7240	7700	7540	6895
Grad	970	953	817	736	700	654	559
Average	9716	9665	9432	8569	8802	8637	8155
Fall FTE Faculty	467.4	463	445.7	445.7	466.4	430.0	437.2
FT Fac	425.0	425	403	412	415	386	381
PT Fac	412.0	399	408	430	426	453	466
S/F	21.5	22	22.0	20.6	19.7	20.1	18.7
Major Enrollment							
Fall							
U/G	9822	9788	10003	9731	9338	9316	9,187
Grad	1892	1907	1656	1483	1327	1176	1,143
Fall Total	11714	11695	11659	11214	10665	10492	10,330
Spring							
U/G	9152	9332	9149	8874	8555	8,458	8,263
Grad	1874	1679	1575	1293	1232	1,131	1,015
Spring Total	11026	11011	10724	10167	9787	9589	9,278
Degrees Granted							
Bachelor's	1800	1841	1906	1972	1970	1,841	
Master's	841	861	836	769	731	673	
Fall Data							
New Freshmen	1530	1467	1427	1355	1348	1875	1,892
New Transfers	1408	1323	1386	1283	1105	1039	977
New Grad Students	443	464	399	390	366	357	456

* Academic programs listed only include those programs with enrolled students

* New freshman include all first time students (committed and non-committed)

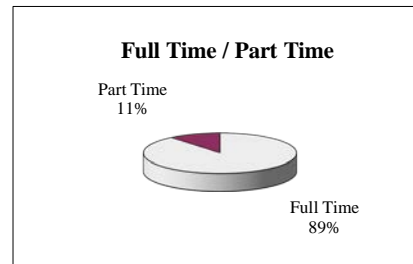
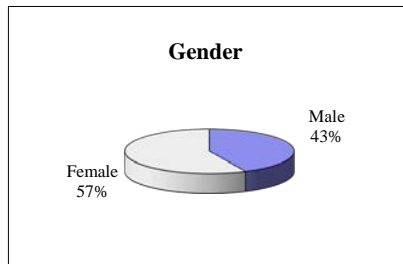
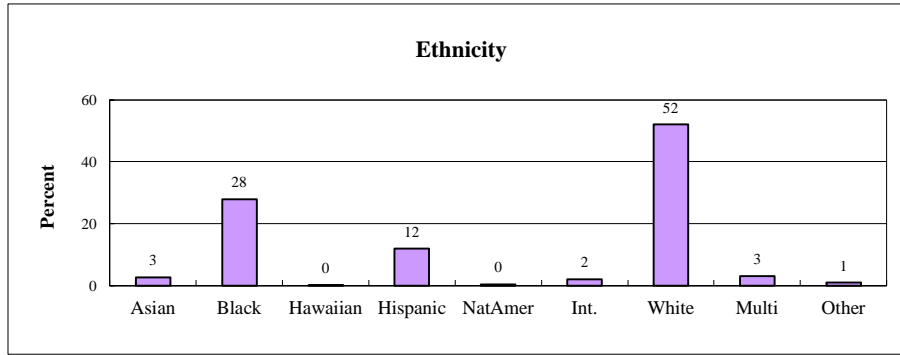
* New graduate students include non-matriculated status

Academic Programs and Enrollment - Fall 2015 & Spring 2016

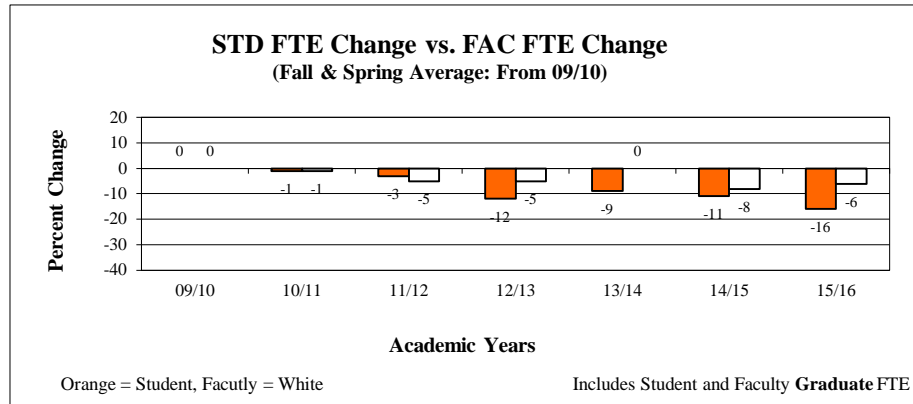
<u>Other Majors</u>		<u>Fall 2015</u>	<u>Spring 2016</u>
CSC	Continuing Studies	3	0
GND	Graduate Non-Degree	86	65
GIW	Graduate International Workshop	0	0
INL	International UG to GR	7	0
MUL	Multidisciplinary Studies	60	63
MULW	Pre-Multidisciplinary General	1	0
PMT	Post Masters	0	0
<u>Other Minors</u>		<u>Fall 2015</u>	<u>Spring 2016</u>
CDP	Community Diversity & Peace	1	1
COA	Coaching	46	48
EVS	Environment & Society	3	3
GLB	Global Studies	2	1
LDR	Leadership	22	25
UCE	Urban Civic Education	8	5
UST	Urban Studies	0	0
WGS	Women & Gender Studies	15	14
GRAND TOTAL HEADCOUNT		<u>Fall 2015</u>	<u>Spring 2016</u>
	UG	9,187	8,263
	Grad	1,143	1,015

All College (Graphics reflect undergraduate enrollment only)

STUDENT PROFILE



PERCENT CHANGE IN STUDENT AND FACULTY FTE



SCHOOL SUMMARY SHEET

University College

	2009/10	2010/11	2011/12	2012/13	2013/14	2014/15	2015/16
FTE Student							
Fall Total	778	302	698	463	564	338	1077
U/G	778	302	698	463	564	338	1077
Grad	0	0	0	0	0	0	0
Spring Total	598	547	556	354	466	426	467
U/G	597	547	556	354	466	426	467
Grad	1	0	0	0	0	0	0
Average	688	424	627	409	515	382	772
FTE Faculty	3	3	2.6	2.05	11.2	15.5	15.2
FT Fac	3	3	3	2	6	5	6
PT Fac	0	0	3	3	25	39	37
S/F	229.4	141.4	241.0	199.3	46.0	24.6	50.8
Major Headcount							
Fall							
U/G	1104	977	945	869	210	956	974
Grad	0	0	0	0	0	0	0
Fall Total	1104	977	945	869	210	956	974
Spring							
U/G	784	720	716	629	217	794	704
Grad	0	0	0	0	0	0	0
Spring Total	784	720	716	629	217	794	704
Degrees Granted							
Bachelor's	66	73	84	80	80	72	
Master's	0	0	0	0	0	0	
Fall Data							
New Freshmen	457	436	355	296	337	450	416
New Transfers	157	136	168	147	104	95	99
New Grad Students	0	0	0	0	0	0	0

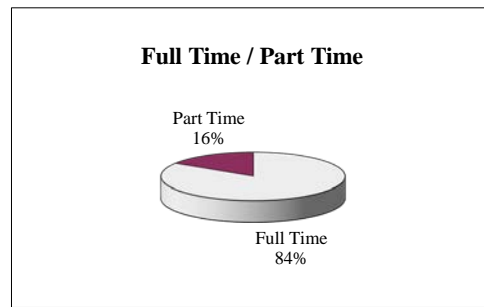
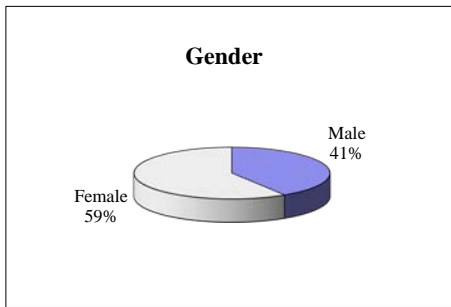
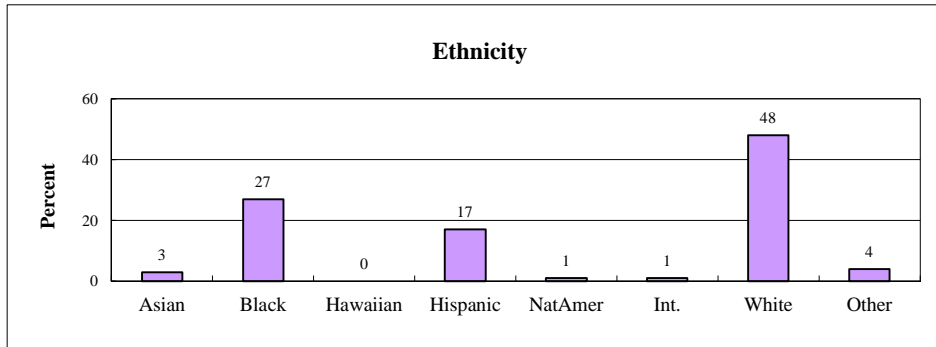
* Academic programs listed only include those programs with enrolled students.

* Bachelor's degrees granted include INS majors

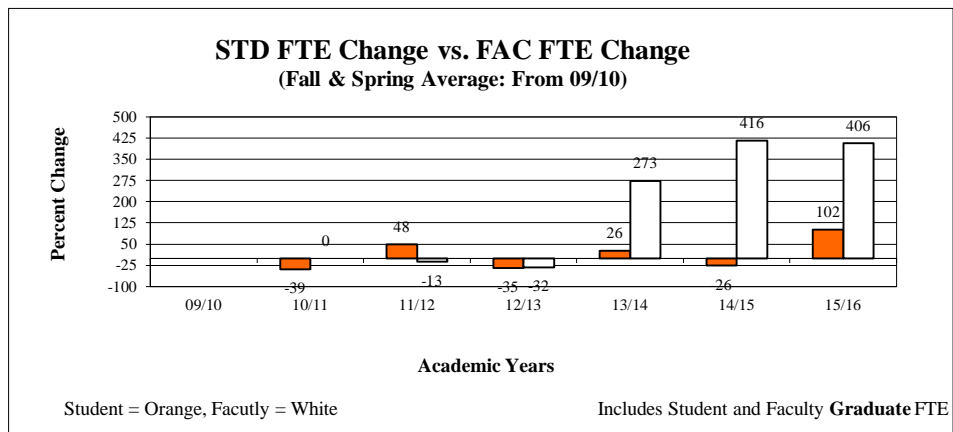
Academic Programs and Enrollment - Fall 2015 & Spring 2016

<u>Major</u>		<u>Fall 2015</u>	<u>Spring 2016</u>
UNC	BPS Pre-Childhood Ed	2	1
	CEDW Undeclared-Childhood Education	82	46
	FEX Foreign Exchange	10	0
	INS Individualized Studies	128	149
	NON UG Non-Matriculated	94	90
	PDG Non-Matric Post Degree	3	3
	UNC Undeclared	655	415
	Other		
	CSC Continuing Studies/Contract Co	48	24
	JPS HS Jump Start	7	92
	CPS C/Ed - Other Institution Summe	0	0
	NSE National Student Exchange	6	0
	INL International UG-GR	0	8

STUDENT PROFILE



PERCENT CHANGE IN STUDENT AND FACULTY FTE



Faculty Listing: FTE Students

Department Name	Line #	Budgeted Title	Budgeted FTE	Fall 2011	Spr. 2012	Fall 2012	Spr. 2013	Fall 2013	Spr. 2014	Fall 2014	Spr. 2015	Fall 2015	Spr. 2016
University College													
	* Abromeit, J	23464 Asst Professor	0.0										3.6
	Adamo, J.	20879 Staff	0.0									25	
	Ansuini, C	21557 Professor	1.00					14.6	6	16	8.6	16.8	11.4
	Aramini, J	62253 Lecturer	0.30					10.6	15		14.8	29.8	15
	Auman, P.	20040 Lecturer										0.6	0.8
	Bakos, R.	62990 Lecturer	0.30									14.8	9.8
	Bartolotta, K	62469 Lecturer	0.20					10	25		15	29.8	14.8
	* Blum, D	21775 Lecturer	0.00					9.8	3.8	14.6	3.8	15.6	3.6
	Bonilla, M.	62464 Lecturer	0.10								1.2	1.4	
	Burns, D.	62471 Lecturer	0.30									19.2	
	Carello, J	23431 Lecturer	1.00					13.4	16.8	18	16.2	17	17.2
	* Canestrari, C.	09105 Lecturer	0.00									2.8	
	Cervone, V.	70200 Lecturer	0.10									0.4	
	Chambers, C.	62192 Lecturer	0.20									17.2	
	Chisholm, L	62078 Lecturer	0.10									8.6	
	Cockrell, G	62475 Lecturer	0.20					9.6	10		10	20.2	10
	Colleran, D	62437 Lecturer	0.30									5	
	Collins, T	62895 Lecturer	0.30									14.4	14.8
	* Copeland, L	60796 Staff - Tutor	0.00									16.8	
	Cozzi, S	62435 Lecturer	0.20									9.6	
	Creech, S.	62097 Lecturer	0.30									15	10
	Daly, J.	62201 Lecturer	0.20									20.2	5
	Di Gesare, A.	62327 Lecturer	0.20									10	10
	* DiPirro, J.	21060 Associate Professor	0.00										0.4
	Gipson, T.	62900 Lecturer	0.20									9.8	6
	Dirienzo, V	62185 Lecturer	0.30					12.2	14.8	13.2	15	12.2	15
	Donelli O'Connell, S	62075 Lecturer	0.30					11	14.8	1		14	14.2
	* Dubenion, B.	43191 Lecturer	0.00									9.6	
	Fina, C.	62182 Lecturer	0.30									9.8	
	Fulcher, K.	28892 Tutor	0.00					16	1.27	14.8	1.74	15.4	1
	Fuster, B	21671 Staff	0.00									3.8	
	George, K	60485 Academic Tutor	0.00					2.47	1		1.87	1.2	1.8
	Graesser, G.	62629 Lecturer	0.30									4.2	8.2
	* Guiati, A	21566 Professor	0.00					10.2	6.4	11.8	8.8	15.2	9.4
	* Guzski, C.	23404 Asst. Professor	0.00						2.2		3		3.4
	* Hajkandi, A	63475 EOP Staff	0.00						3.6		5.8		2.2
	* Heavey, M.	60516 Computer Lab Mgr.	0.00									4.6	
	* Heflin, T.	20878 Academic Advisor	0.00									4.6	
	* Hennessy, D	79389 Professor	0.00						8	0.67		1.4	
	* Hillman, C	50123 Basketball Coach	0.00									9.6	

Faculty Listing: FTE Students

Department Name	Line #	Budgeted Title	Budgeted FTE	Fall 2011	Spr. 2012	Fall 2012	Spr. 2013	Fall 2013	Spr. 2014	Fall 2014	Spr. 2015	Fall 2015	Spr. 2016
Holleran, B.	62904	Lecturer	0.30									10.2	
* Inness-Jackson, S.	20125	Lecturer	0.00									4.6	
Jayatileke, J.	9109	Academic Advisor	0.00									18.6	
* Johnson, M.	73233	Professor	0.00					10	6.4	11.8		15.2	4.2
* Jones, P.	49677	Academic Advisor	0.00					4	3.6	5	3.6	3.8	2
* Kelley, M.	61267	Lecturer	0.00										0.53
Kloepfer, D.	62064	Lecturer	0.20					9.8	9.8	10	10	10	10
* Kovasci, S.	62612	Lecturer	0.00									19.8	9
Kurt, J.	62196	Lecturer	0.30									29.4	14.8
Leist, S.	62974	Lecturer	0.10									4.2	
Leonard, M.	62620	Lecturer	0.20									19.2	10
Lombardo, J.	20113	Staff	0.00										15
Mackie, A.	62892	Lecturer	0.30									11.2	
* Marcille, C.	62747	Lecturer	0.00									5	
* Mallwitz, T.	83380	Lecturer	0.00									0.73	
* Mattai, R.	21426	Professor	0.00										0.2
McCartney, S.	20872	Dir. Small Business Ctr.	0.00										0.4
McKinnis, J.	21229	Lecturer	1.00					14.8	16.6		16.6	16.6	17.6
Mettile, C.	62552	Lecturer	0.30					14.8	14.8		14.8	15	14.4
* Michaels, A.	21197	Professor	0.00					4.8	3.6		5	2.6	3
Muhlstock, R.	62282	Lecturer	0.20									4.6	
Navarre, E.	62275	Lecturer	0.20									20	9
Nicoletti, N.	62257	Lecturer	0.30					14.4	14.6		15		7.2
* Nicoletti, J.	62257	Lecturer	0.00									51	5.8
Ninacs, M.	21711	Asst. Professor	1.00										5
O'Brien, A.	62194	Lecturer	0.30									15	
* Perez, L.	23467	Associate Professor	0.00					0.93			0.6		1.8
Paige, S.	21709	Lecturer	1.00					18.8	3.4		6.4	15	5
* Park, D.	62727	Lecturer	0.00									17.4	8.6
* Pennisi, A.	21069	Asst Professor	0.00									2.4	
Ramia, A.	62658	Lecturer	0.10									4.8	
Reid, O.	62243	Lecturer	0.10										2.2
Reimann, S.	62423	Lecturer	0.20									6.2	
Reinhart, D.	20069	Assoc. Director	0.00									5	
Rochester-Mills, L.	28838	Staff	0.00						1.6		2.8	8.8	3.6
* Saracino, S.	21007	Professor	0.00					3.6	3.4		2	5.8	2
* Schuetze-Pizarro, P.	21318	Professor	0.00										0.2
Scott, W.	62503	Lecturer	0.30					17.8	16.8	retired	12.4	23.4	8.4
* Shaw-Burnette, M.	20095	Staff	0.00										0.2
Sideris, J.	62186	Lecturer	0.30									30	
* Singer, J.	21404	Professor	0.00									5	9.8
Slazak, B.	62803	Staff	0.00					1.33	2.46		1.3	3.86	1.63

Faculty Listing: FTE Students

Department Name	Line #	Budgeted Title	Budgeted FTE	Fall 2011	Spr. 2012	Fall 2012	Spr. 2013	Fall 2013	Spr. 2014	Fall 2014	Spr. 2015	Fall 2015	Spr. 2016
	Stevens, E.	20820 Academic advisor	0.00									19.4	
	Sullivan, J.	62843 Lecturer	0.30					15	15		15	27.2	14.8
	Sullivan, M.	62494 Lecturer	0.30					14.6	29.6		14.6	29.8	15
	Sweet, R.	62664 Lecturer	0.10									4.4	
	Swiatek, E.	62619 Staff	0.00					0.67	1.27		0.67	3.07	
	Thanos, R.	62855 Lecturer	0.30										10.6
	Thering, A.	62976 Lecturer	0.30									20.2	
	* Toohey, J.	21705 Asst Professor	0.00									1.6	
	Vara, J.	62678 Lecturer	0.20					9.6	10		9.8	19.8	10
	Wall, A.	21005 Professor	1.00									11.47	
	Washington, S.	60671 Dir. McNaire Scholar Pgt	0.00									3.8	
	Whipple, J.	62614 Lecturer	0.20									23.2	16
	Woods, L.	62815 Lecturer	0.30					12	14.8		14.8	19.6	11
	Woolverton, D.	62913 Lecturer	0.30					13.8	15		15	30	15
	Yaeger, D.	62667 Lecturer	0.10									28.4	15
	* Yudess, J.	62284 Lecturer	0.00									5	
6 Full Time, 37 Part Time, Fall Instructional FTE:			15.2									1076.93	466.56
* not primary teaching department													

SCHOOL SUMMARY SHEET

	2009/10	2010/11	2011/12	2012/13	2013/14	2014/15	2015/16
FTE Student							
Fall Total	2304	2524	2395	2394	2126	2081	1975
U/G	2157	2359	2272	2314	2061	2011	1907
Grad	147	165	122	80	65	69	68
Spring Total	2272	2391	2291	2222	2075	1886	1849
U/G	2139	2248	2206	2145	2011	1808	1786
Grad	133	143	84	76	63	78	63
Average	2288	2458	2372	2308	2100	1983	1912
FTE Faculty	147	145	144	145	144	130	125
FT Fac	126	120	123	119	121	108	104
PT Fac	148	144	146	176	163	139	144
S/F	18.2	16.9	16.4	15.9	14.6	15	15.3
Major Headcount							
Fall							
U/G	1981	2140	2181	2030	1915	1702	1639
Grad	250	220	161	132	96	116	88
Fall Total	2231	2360	2342	2162	2011	1818	1727
Spring							
U/G	1902	2008	2001	1895	1703	1573	1486
Grad	233	210	142	98	75	80	77
Spring Total	2135	2218	2129	1993	1778	1653	1563
Degrees Granted							
Bachelor's	400	414	401	412	447	385	
Master's	80	78	70	47	45	46	
Fall Data							
New Freshmen	301	325	272	239	196	240	255
New Transfers	243	284	278	242	191	179	176
New Grad Students	63	48	33	35	23	24	34

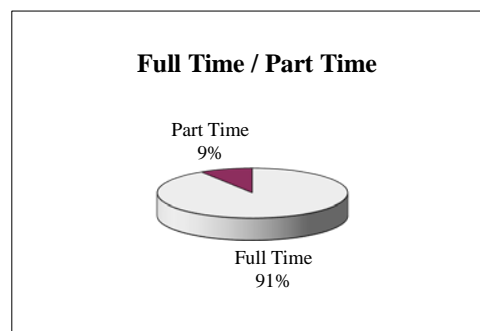
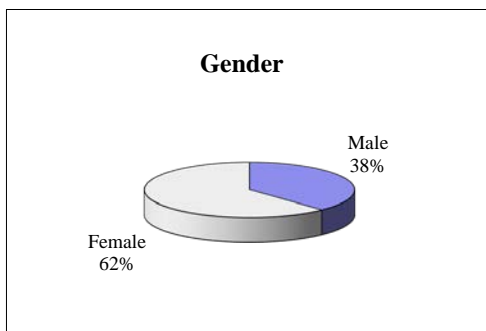
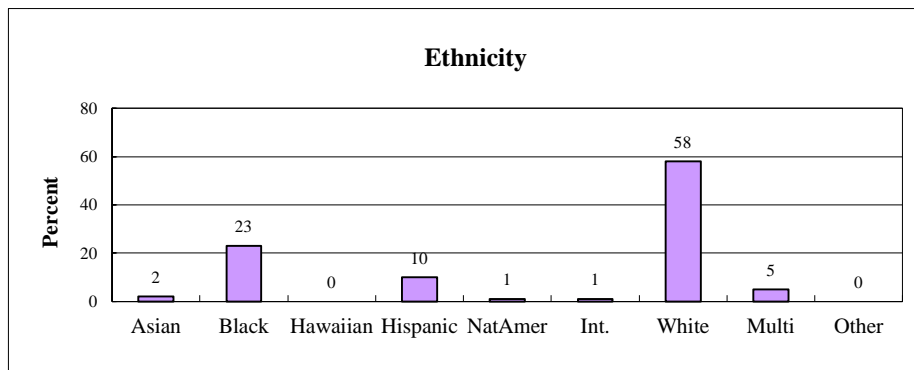
* Includes Individual Studies (major 0556)

* Academic programs listed only include those programs with enrolled students.

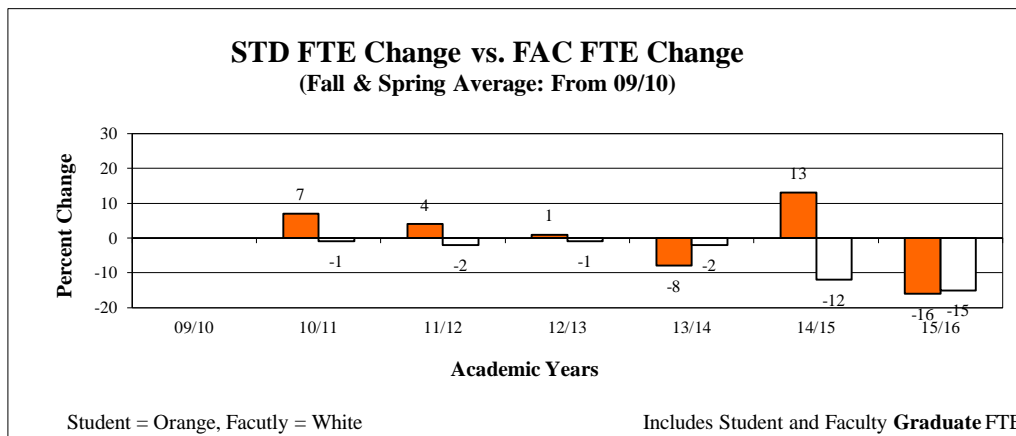
Academic Programs and Enrollment - Fall 2015 & Spring 2016

<u>Major</u>	<u>Fall 2015</u>	<u>Spring 2016</u>
Undergraduate	1639	1486
Graduate	74	69
<u>Minor</u>		
Undergraduate	287	312

FALL STUDENT PROFILE



PERCENT CHANGE IN STUDENT AND FACULTY FTE



**Undergraduate
Enrollment by School, Program and Status
Fall 2015**

Department	Major	Program	Major Description	FT	PT	Total
<i>School of Arts and Humanities</i>						
Art Education	AED	BS-AH	Art Education K-12	46		46
		UG-PBC-AH	Art Education K-12	8	1	9
Art Education Total				54	1	55
Communication	COM	BA-AH	Communication Studies	185	20	205
	JBS	BA-AH	Journalism	148	17	165
	MDP	BA-AH	Media Production	158	15	173
	PCM	BA-AH	Public Communication	143	16	159
	TFA	BA-AH	Television and Film Arts	42	2	44
Communication Total				676	70	746
Design	CER	BFA-AH	Ceramics	3		3
		BS-AH	Ceramics	6		6
	CMD	BFA-AH	Communication Design	88	4	92
	FIB	BFA-AH	Fibers	1		1
		BS-AH	Fibers	4	1	5
	MJD	BFA-AH	Metals/Jewelry	2	2	4
		BS-AH	Metals/Jewelry	6	6	12
	WFD	BFA-AH	Wood/Furniture	3		3
		BS-AH	Wood/Furniture	6		6
Design Total				119	13	132
English	ENG	BA-AH	English	155	8	163
	ENS	BS-AH	English 7-12	38	1	39
		UG-PBC-AH	English 7-12	6	3	9
	WRT	BA-AH	Writing	18	4	22
English Total				217	16	233
Fine Arts	ARH	BA-AH	Art History	20		20
	ART	BA-AH	Art	86	16	102
	PHO	BFA-AH	Photography	27	1	28
	PTG	BFA-AH	Painting	10	4	14
	SCL	BFA-AH	Sculpture	1	2	3
Fine Arts Total				144	23	167
Interior Design	INT	BFA-AH	Interior Design	52	3	55
Modern and Classical Languages	FRS	BA-AH	French	5	2	7
	FRS	BS-AH	French 7-12	1		1
	SPA	BA-AH	Spanish Language & Literature	8	1	9
	SPN	BA-AH	Spanish	8		8
	SPS	BS-AH	Spanish 7-12	6	1	7
		UG-PBC-AH	Spanish 7-12	1	1	2
Modern and Classical Languages Total				29	5	34
Music	MUE	MUSB-AH	Music Education	60		60
	MUS	BA-AH	Music	31	5	36
Music Total				91	5	96
Philosophy and Humanities	PHI	BA-AH	Philosophy	10	2	12
School Of Arts and Humanities	ALT	BA-AH	Arts and Letters	17	8	25
Theater	THA	BA-AH	Theater	82	2	84
School of Arts and Humanities Totals				1491	148	1639

**Graduate
Enrollment by School, Program and Status
Fall 2015**

Department	Major	Program	Major Description	FT	PT	Total
<i>School of Art and Humanities</i>						
Art Conservation	CNS	MA-AH	Art Conservation	30		30
Art Education	AED	MSED-AH	Art Education K-12	3	9	12
English	ENG	MA-AH	English	4	13	17
	ENS	MSED-AH	English 7-12	6	9	15
English Total				10	22	32
Music	MED	MM-AH	Music Education	1	13	14
School of Art and Humanities Totals				44	44	88

**Undergraduate
Enrollment by School, Program and Status
Spring 2016**

<u>Dept</u>	<u>Major Cd</u>	<u>Program</u>	<u>Description</u>	<u>FT</u>	<u>PT</u>	<u>Total</u>
School of Arts and Humanities						
Art Education	AED	BS-AH	Art Education K-12	34	1	35
		UG-PBC-AH	Art Education K-12	6	3	9
Art Education Total				40	4	44
Communication	COM	BA-AH	Communication Studies	158	14	172
	JBS	BA-AH	Journalism	142	11	153
	MDP	BA-AH	Media Production	151	15	166
	PCM	BA-AH	Public Communication	144	9	153
	TFA	BA-AH	Television and Film Arts	34	3	37
Communication Total				629	52	681
Design	CER	BFA-AH	Ceramics	3	2	5
		BS-AH	Ceramics	6		6
	CMD	BFA-AH	Communication Design	69	16	85
	FIB	BFA-AH	Fibers	2		2
		BS-AH	Fibers	3	1	4
	MJD	BFA-AH	Metals/Jewelry	3	1	4
		BS-AH	Metals/Jewelry	6	4	10
	WFD	BFA-AH	Wood/Furniture	3		3
		BS-AH	Wood/Furniture	5	1	6
Design Total				100	25	125
English	ENG	BA-AH	English	132	18	150
	ENS	BS-AH	English 7-12	33		33
		UG-PBC-AH	English 7-12	6	3	9
	WRT	BA-AH	Writing	15	4	19
English Total				186	25	211
Fine Arts	ARH	BA-AH	Art History	16	1	17
	ART	BA-AH	Art	67	7	74
	PHO	BFA-AH	Photography	31	1	32
	PRT	BFA-AH	Printmaking	1		1
	PTG	BFA-AH	Painting	11	2	13
	SCL	BFA-AH	Sculpture	4		4
Fine Arts Total				126	15	141
Interior Design	INT	BFA-AH	Interior Design	42	10	52
Modern and Classical Languages	FRE	BA-AH	French	8	1	9
	SPA	BA-AH	Spanish Language & Literature	9		9

	SPN	BA-AH	Spanish	5	1	6
	SPS	BS-AH	Spanish 7-12	2		2
Modern and Classical Languages Total				24	2	26
Music	MUE	MUSB-AH	Music Education	50		50
	MUS	BA-AH	Music	34	2	36
Music Total				84	2	86
Philosophy and Humanities	PHI	BA-AH	Philosophy	19		19
School Of Arts and Humanities	ALT	BA-AH	Arts and Letters	25	4	29
Theater	THA	BA-AH	Theater	67	4	71
School of Arts and Humanities Totals				1342	143	1485

**Graduate
Enrollment by School, Program and Status
Spring 2016**

Dept	Major Cd	Program	Description	FT	PT	Total
School of Arts and Humanities						
Art Conservation	CNS	MA-AH	Art Conservation	20		20
Art Education	AED	MSED-AH	Art Education K-12	1	13	14
English	ENG	MA-AH	English	2	14	16
		ENGW	Pre-English		2	2
English Total	ENS	MSED-AH	English 7-12	4	12	16
				6	28	34
Modern and Classical Languages	FLE	MSED-AH	Foreign Language Education		1	1
Music	MED	MM-AH	Music Education		8	8
School of Arts and Humanities Totals				27	50	77

**Undergraduate Enrollment by School, Program, and Ethnicity
Fall 2015**

Department	Major	Program	Major Description	Amer. Ind.	Asian	Black	Hawaiian	Hispanic	Inter.	MultiRacial	Undiscd	White	Totals
School of Arts and Humanities													
Art Education	AED	BS-AH	Art Education K-12		3			2		1		40	46
		UG-PBC-AH	Art Education K-12									9	9
Art Education Total				0	3	0	0	2	0	1	0	49	55
Communication	COM	BA-AH	Communication Studies	1	1	73		25	1	7		97	205
	JBS	BA-AH	Journalism		5	62		15	2	5		76	165
	MDP	BA-AH	Media Production		4	48		31	3	8	1	78	173
	PCM	BA-AH	Public Communication	1	2	49		16	3	4		84	159
	TFA	BA-AH	Television and Film Arts		2	4		3		2		33	44
Communication Total				2	14	236	0	90	9	26	1	368	746
Design	CER	BFA-AH	Ceramics									3	3
		BS-AH	Ceramics			1						5	6
	CMD	BFA-AH	Communication Design		2	5		3	1	4		77	92
	FIB	BFA-AH	Fibers									1	1
		BS-AH	Fibers		1			1			1	2	5
	MJD	BFA-AH	Metals/Jewelry									4	4
		BS-AH	Metals/Jewelry		1	1		1				9	12
	WFD	BFA-AH	Wood/Furniture									3	3
		BS-AH	Wood/Furniture			1		2				3	6
Design Total				0	4	8	0	7	1	4	1	107	132
English	ENG	BA-AH	English		1	38		14	1	8		101	163
	ENS	BS-AH	English 7-12		1	6		4		1		27	39
		UG-PBC-AH	English 7-12			1				1		7	9
	WRT	BA-AH	Writing			1		3		1		17	22
English Total				0	2	46	0	21	1	11	0	152	233
Fine Arts	ARH	BA-AH	Art History			1		1				18	20
	ART	BA-AH	Art	1	2	24		8		8		59	102
	PHO	BFA-AH	Photography			3		3	1	4	1	16	28
	PTG	BFA-AH	Painting			1		1	1	1		10	14
	SCL	BFA-AH	Sculpture									3	3
Fine Arts Total				1	2	29	0	13	2	13	1	106	167
Interior Design	INT	BFA-AH	Interior Design		2	6	1	8	4			34	55
Modern and Classical Languages	FRE	BA-AH	French			1		2	1	1		2	7
	FRS	BS-AH	French 7-12			1						1	1
	SPA	BA-AH	Spanish Language & Literature			3		2		1		3	9
	SPN	BA-AH	Spanish			2		2				4	8
	SPS	BS-AH	Spanish 7-12					2				5	7
		UG-PBC-AH	Spanish 7-12			1		1				1	2
Modern and Classical Languages Total				0	0	7	0	9	1	2	0	15	34
Music	MUE	MUSB-AH	Music Education		1	8		5		3		43	60
	MUS	BA-AH	Music		1	6				2		27	36
Music Total				0	2	14	0	5	0	5	0	70	96
Philosophy and Humanities	PHI	BA-AH	Philosophy			5		1				6	12
School Of Arts and Humanities	ALT	BA-AH	Arts and Letters	1	1	6		4				13	25
Theater	THA	BA-AH	Theater		2	23	1	13	1	3		41	84
School of Arts and Humanities Totals				4	32	380	2	173	19	65	3	961	1639

**Graduate Enrollment by School, Program, and Ethnicity
Fall 2015**

Department	Major	Program	Major Description	Amer. Ind.	Asian	Black	Hawaiian	Hispanic	Inter.	MultiRacial	Undiscd	White	Totals
School of Arts and Humanities													
Art Conservation	CNS	MA-AH	Art Conservation	1	1			1	1	2	1	23	30
Art Education	AED	MSED-AH	Art Education K-12							1		11	12
English	ENG	MA-AH	English				1					16	17
English Total	ENS	MSED-AH	English 7-12									15	15
				0	0	1	0	0	0	0	0	31	32
Music	MED	MM-AH	Music Education									14	14
School of Arts and Humanities Totals				1	1	1	0	1	1	3	1	79	88

**Undergraduate Enrollment by School, Program, and Ethnicity
Fall 2014**

Department	Major Cd	Prog Code	Major Description	Asian	Black	Hawaiian	Hispanic	Indian	Inter.	Two or More	Undiscd	White	Total
School of Art and Humanities													
Art Education	AED	BS-AH	Art Education K-12	3	1		2		1			39	46
		UG-PBC-AH	Art Education K-12				1			1		6	8
Art Education Total				3	1	0	3	0	1	1	0	45	54
Communication	COM	BA-AH	Communication Studies	3	53		17	2	1	9		107	192
	JBS	BA-AH	Journalism	1	51		20		1	6	1	82	162
	MDP	BA-AH	Media Production	3	47		35	2	5	6	1	73	172
	PCM	BA-AH	Public Communication		40		18		2	9		95	164
	TFA	BA-AH	Television and Film Arts	2	5		2			1		35	45
Communication Total				9	196	0	92	4	9	31	2	392	735
Design	CER	BFA-AH	Ceramics									2	2
		BS-AH	Ceramics									6	6
	CMD	BFA-AH	Communication Design	3	12		7		2	6		98	128
	FIB	BFA-AH	Fibers				1					1	2
		BS-AH	Fibers	1			1				1		3
	MJD	BFA-AH	Metals/Jewelry									7	7
		BS-AH	Metals/Jewelry		2			1				10	13
	WFD	BFA-AH	Wood/Furniture									2	2
		BS-AH	Wood/Furniture				2					6	8
Design Total				4	14		11	1	2	6	1	132	171
English	ENG	BA-AH	English	1	24		20	4	1	5		111	166
	ENS	BS-AH	English 7-12	1	6		8			2		28	45
		UG-PBC-AH	English 7-12							2		5	7
	WRT	BA-AH	Writing				3			1		10	14
English Total				2	30	0	31	4	1	10	0	154	232
Fine Arts	ARH	BA-AH	Art History		1		2			1		21	25
	ART	BA-AH	Art	1	24		11	1		7	1	73	118
	PHO	BFA-AH	Photography		3		4		1		1	13	22
	PRT	BFA-AH	Printmaking				1					1	2
	PTG	BFA-AH	Painting	1			2					10	13
	SCL	BFA-AH	Sculpture									5	5
Fine Arts Total				2	28	0	20	1	1	8	2	123	185
Interior Design	INT	BFA-AH	Interior Design	3	7	1	6		2			38	57
Modern and Classical Languages	FRF	BA-AH	French		2		1		2	1		5	11
	FRS	BS-AH	French 7-12		1	1						2	4
	SPA	BA-AH	Spanish Language & Literature		3		2					1	6
	SPN	BA-AH	Spanish		2		3					10	15
	SPS	BS-AH	Spanish 7-12				3					2	5
Modern and Classical Languages Total					8	1	9		2	1		20	41
Music	MUE	MUSB-AH	Music Education	1	7		7			3		54	72
	MUS	BA-AH	Music	1	4		1					32	38
Music Total				2	11		8			3		86	110
Philosophy and Humanities	PHI	BA-AH	Philosophy		4		1			1		8	14
School Of Arts and Humanities	ALT	BA-AH	Arts and Letters		7		4			2		18	31
Theater	THA	BA-AH	Theater	2	19	1	8		2	4		36	72
School of Art and Humanities				27	325	3	193	10	20	67	5	1,052	1,702

**Graduate Enrollment by School, Program, and Ethnicity
Fall 2014**

School and Departments	Major	Program	Major_Desc	Asian	White	Black	Hisp. or More	Inter.	Undisc.	Indian Hawaiian	Total	
<i>School of Arts and Humanities</i>												
Art Conservation	CNS	MA-AH	Art Conservation	1	13		1	2	1	1	1	20
Art Education	AED	MSED-AH	Art Education K-12		21							21
English	ENG	MA-AH	English		17	2	1	1				21
	ENS	MSED-AH	English 7-12		6		1					7
English Total					23	2	2	1				28
Modern and Classical Languages	FLE	MSED-AH	Foreign Language Education		1							1
Music	MED	MM-AH	Music Education		10							10
School of Arts and Humanities Totals				1	68	2	3	3	1	1	1	80

**Undergraduate
Enrollment by School, Program, and Ethnicity
Fall 2013**

Department	Major Cd	Prog Code	Major Description	Asian	Black	Hawaiian	Hispanic	Indian	Inter.	Two or More	Undiscd	White	Total
<i>School of Art and Humanities</i>													
Art Education	AED	BS-AH	Art Education K-12	4			3		1			50	58
		UG-PBC-AH	Art Education K-12		1		1			1		6	9
Art Education Total				4	1	0	4	0	1	1	0	56	67
Communication	COM	BA-AH	Communication Studies	2	45	2	17	2	1	9		110	188
	JBS	BA-AH	Journalism	1	42		13		1	4	1	90	152
	MDP	BA-AH	Media Production	3	60		22	2	2	5	1	104	199
	PCM	BA-AH	Public Communication	1	49		22		2	12		107	193
	TFA	BA-AH	Television and Film Arts	1	6		2		1	1		40	51
Communication Total				8	202	2	76	4	7	31	2	451	783
Design	CER	BFA-AH	Ceramics									5	5
		BS-AH	Ceramics									7	7
	CMD	BFA-AH	Communication Design	5	10		6		1	5	1	130	158
	FB	BFA-AH	Fibers				1					1	2
		BS-AH	Fibers									1	3
	MJD	BFA-AH	Metals/Jewelry									5	5
		BS-AH	Metals/Jewelry		2							9	11
	WFD	BS-AH	Wood/Furniture		2							11	13
Design Total				5	14	0	7	0	1	5	2	171	205
English	ENG	BA-AH	English		33		18	2		5		128	186
	ENS	BS-AH	English 7-12		8		6			2		38	54
		UG-PBC-AH	English 7-12	1								2	3
	WRT	BA-AH	Writing	1	3		2			1		14	21
English Total				2	44	0	26	2	0	8	0	182	264

Fine Arts	ARH	BA-AH	Art History				2			4		20	26
	ART	BA-AH	Art	3	20		14	1		7		80	125
	PHO	BFA-AH	Photography		5		3	1	1		1	29	40
	PRT	BFA-AH	Printmaking				1					5	6
	PTG	BFA-AH	Painting				2					15	17
	SCL	BFA-AH	Sculpture									7	7
Fine Arts Total				3	25	0	22	2	1	11	1	156	221
Interior Design	INT	BFA-AH	Interior Design	5	9	1	8	1	3	1		39	67
Modern and Classical Languages	FRE	BA-AH	French		2	1	1		2	1		14	21
	FRS	BS-AH	French 7-12									2	2
		UG-PBC-AH	French 7-12		1								1
	SPA	BA-AH	Spanish Language & Literature				1					2	3
	SPN	BA-AH	Spanish		2		5			1		15	23
	SPS	BS-AH	Spanish 7-12				1			1			2
		UG-PBC-AH	Spanish 7-12									3	3
Modern and Classical Languages Total				0	5	1	8	0	2	3	0	36	55
Music	MUE	MUSB-AH	Music Education	1	3		4			1		57	66
	MUS	BA-AH	Music	1	1		3					45	50
Music Total				2	4	0	7	0	0	1	0	102	116
Philosophy and Humanities	PHI	BA-AH	Philosophy	1	3	1	1					19	25
School Of Arts and Humanities	ALT	BA-AH	Arts and Letters	1	9		3			1		20	34
Theater	THA	BA-AH	Theater	1	21	1	8		2	1		44	78
School of Art and Humanities Totals				32	337	6	170	9	17	63	5	1,276	1,915

Graduate
Enrollment by School, Program, and Ethnicity
Fall 2013

Department	Major Cd	Prog Code	Major Description	Asian	Black	Hawaiian	Hispanic	Indian	Inter.	Two or More	Undiscd	White	Total	
<i>School of Art and Humanities</i>														
Art Education	AED	MSED-AH	Art Education K-12		2			1		1		1	25	30
Art Conservation	CNS	MA-AH	Art Conservation					1					25	26
English	ENG	MA-AH	English			1		2	1				23	27
	ENGW	GRPPE-AH	Pre-English										2	2
	ENS	MSED-AH	English 7-12					1					7	8
English Total				0	1	0	3	1	0	0	0	0	32	37
Modern and Classical Languages	FLE	MSED-AH	Foreign Language Education					1					2	3
School of Art and Humanities Totals				2	1	0	6	1	1	0	1	84	96	

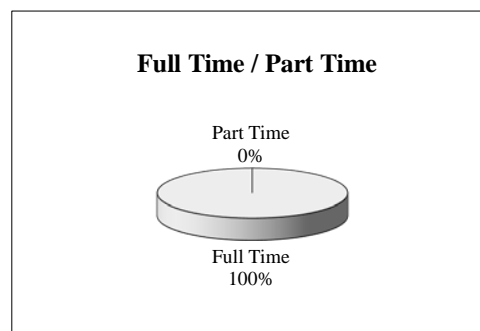
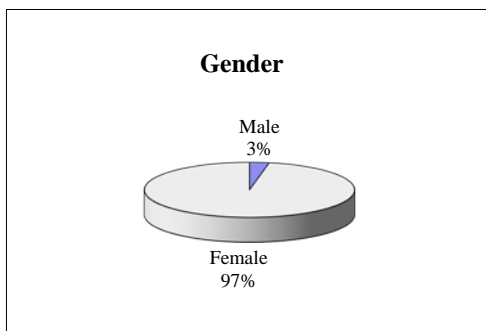
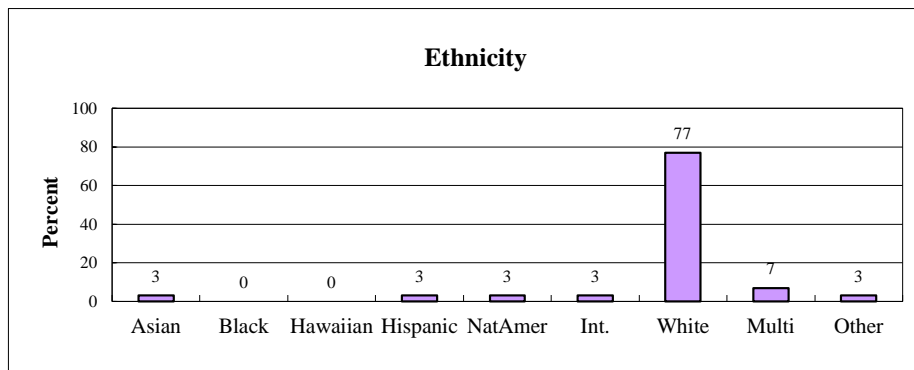
	2009/10	2010/11	2011/12	2012/13	2013/14	2014/15	2015/16
FTE Student							
Fall Total	75	61	56	29	29	29	29
U/G	0	0	0	0	0	0	0
Grad	75	61	56	29	29	29	29
Spring Total	69	30	32	34	34	34	33
U/G	0	0	0	0	0	0	0
Grad	69	30	32	34	34	34	33
Average	72	46	44	32	32	32	31
FTE Faculty	5.7	7.7	7	6.5	5.7	6.5	6.5
FT Fac	6	7	7	7	7	7	7
PT Fac	1	0	0	0	1	0	0
S/F	12.6	5.9	7	4.9	5.6	4.9	4.7
Major Headcount							
Fall							
U/G	0	0	0	0	0	0	0
Grad	29	31	29	30	30	30	30
Fall Total	29	31	29	30	30	30	30
Spring							
U/G	0	0	0	0	0	0	0
Grad	26	30	29	20	20	20	20
Spring Total	26	30	29	20	20	20	20
Degrees Granted							
Bachelor's	0	0	0	0	0	0	0
Master's	20	20	22	18	10	20	
Fall Data							
New Freshmen	0	0	0	0	0	0	0
New Transfers	0	0	0	0	0	0	0
New Grad Students	10	10	10	10	10	10	10

* Includes master's degrees

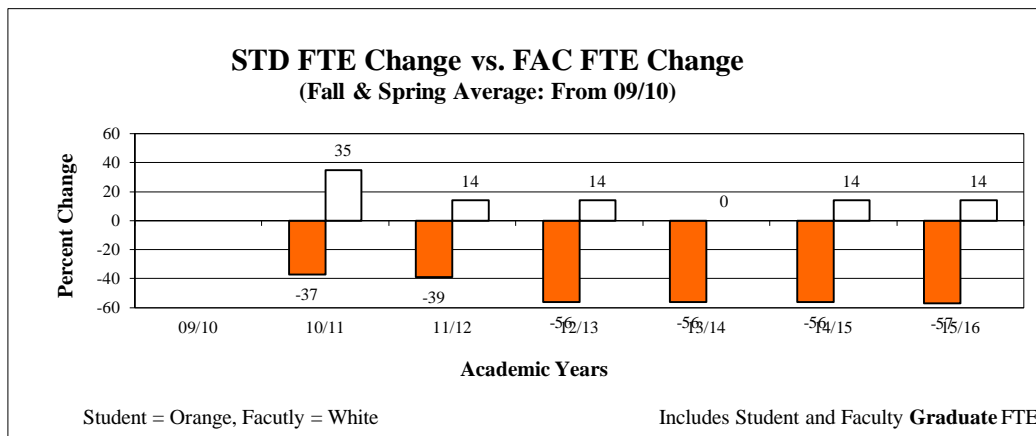
Academic Programs and Enrollment - Fall 2015 & Spring 2016

<u>Major</u>		<u>Fall 2015</u>	<u>Spring 2016</u>
CNS	Conservation of Historic & Art Works	30	20

FALL STUDENT PROFILE



PERCENT CHANGE IN STUDENT AND FACULTY FTE



Faculty Listing: FTE Students

Department Name	Line #	Budgeted Title	Budgeted FTE	Fall 2011	Spr. 2012	Fall 2012	Spr. 2013	Fall 2013	Spr. 2014	Fall 2014	Spr. 2015	Fall 2015	Spr. 2016	
Art Conservation														
Chen, Juan-Juan	21394	Asst Professor	1.0	5	5	5	5	5	5	5	5	5	5	
Hamm, J. F.	21395	Asso Professor	1.0	5.84	6.99	5.84	6.99	5.84	7.33	5.84	7.66	5.84	6.99	
Plogeger, R.	21167	Asst Professor	1.0						3.33	3.33	3.33	3.33	3.33	
Ravines, P	20179	Asso Professor	0.5	0	0	0	0	0	2.5	5.84				
		Chair	0.5											
Shugar, A. N.	21393	Asst Professor	1.0	3.33	2.5	3.33	2.5	3.33		3.33	2.5	3.33	2.5	
Thornton, J. L.	21396	Professor	1.0	5.84	7.66	5.84	7.66	5.84	7.99		7.66	5.84	8.33	
Walsh, J. C.	21517	Asso Professor	1.0	5.84	8.66	5.84	8.66	5.84		5.84	7.99	5.84	6.32	
7 Full Time, 0 Part Time, Fall Instructional FTE:			6.5	Art Conservation Department									29.2	32.5
* not primary teaching department														

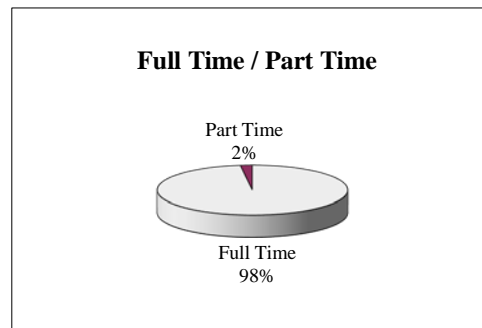
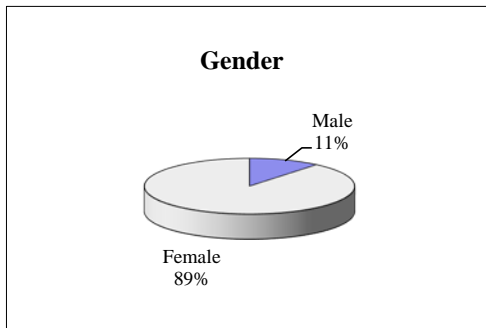
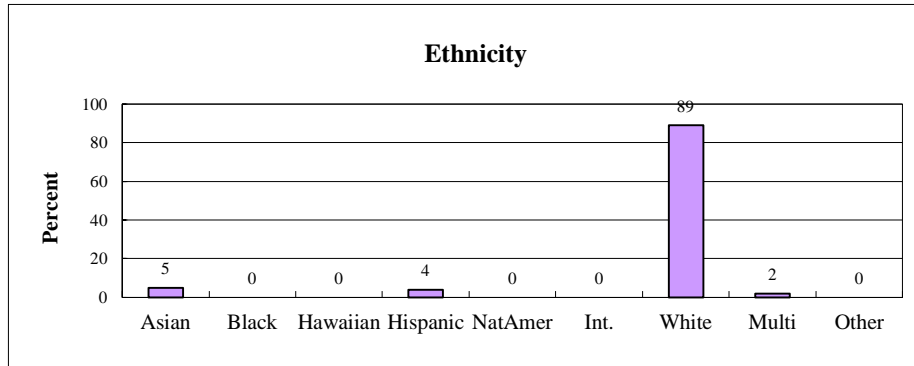
	2009/10	2010/11	2011/12	2012/13	2013/14	2014/15	2015/16
FTE Student							
Fall Total	155	137	125	107	99	71	71
U/G	132	119	103	93	88	63	64
Grad	23	18	22	14	11	8	7
Spring Total	139	119	104	113	94	81	66
U/G	118	102	86	102	84	72	60
Grad	21	17	19	11	10	10	6
Average	147	128	115	110	97	76	69
FTE Faculty	10.8	11.6	9.5	9.6	9.3	9.3	7.6
FT Fac	10	11	9	9	9	9	8
PT Fac	7	9	6	6	4	4	6
S/F	13.6	11.0	12.1	11.4	10.4	8.2	9.0
Major Headcount							
Fall							
U/G	175	157	135	92	67	54	55
Grad	80	80	54	37	26	18	12
Fall Total	255	237	189	129	93	72	67
Spring							
U/G	152	124	103	75	57	53	44
Grad	78	54	48	29	24	21	14
Spring Total	230	178	151	104	81	74	58
Degrees Granted							
Bachelor's	38	38	25	28	14	10	
Master's	12	23	20	10	15	12	
Fall Data							
New Freshmen	30	21	17	13	5	7	6
New Transfers	20	15	19	4	5	4	7
New Grad Students	13	20	5	6	2	4	3

Academic Programs and Enrollment - Fall 2015 & Spring 2016

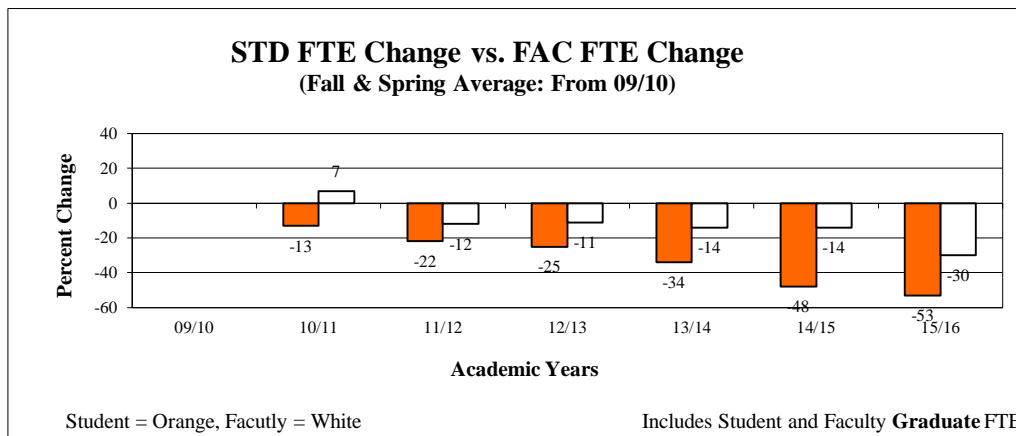
<u>Major</u>		<u>Fall 2015</u>	<u>Spring 2016</u>	
AED	Art Education K-12	BS	46	35
AED	Art Education: B-12	PBCERT	9	9
AED	Art Education K-12	MSED	12	14
<u>Minor</u>				
ATH	Art Therapy		40	44

Department: Art Education (Graphics reflect undergraduate enrollment only)

FALL STUDENT PROFILE



PERCENT CHANGE IN STUDENT AND FACULTY FTE



Faculty Listing: FTE Students

Department Name	Line #	Budgeted Title	Budgeted FTE	Fall 2011	Spr. 2012	Fall 2012	Spr. 2013	Fall 2013	Spr. 2014	Fall 2014	Spr. 2015	Fall 2015	Spr. 2016	
Art Education														
	Adams, B.	62407 Lecturer	0.2	30.4	30.2	30.4	30.2	27.4	27.6	6.6	7.2	7.4	6.8	
	Andrus, L.	21570 Professor	1.0		9		9	5.4	8.7	8	7.8	8.6	5.6	
	Bae-Dimitriadis, M.	21437 Asst Professor	1.0	7.02	8.2	7.02	8.2	8.6	6	3	6.2		6.2	
	Garcia-Torres, D.	62005 Lecturer	0.1									2.25		
	Hamilton, C. M.	21428 Asso Professor	0.0	7.8	7.2	7.8	7.2	6.8	5.8	7.6	retired	6.8	6.4	
	Hartman, K. B	21457 Asso Professor	1.0	6.8	6.8	6.8	6.8	6.4	5.6		retired	4.8		
	Masters, C	21521 Asst Professor	1.0		7.8		7.8	6.65	7	6.2	7	6.55	3.45	
	McFeely, C.	62161 Lecturer	0.2									7.2		
	Parks, M. E.	23739 Professor	0.5	1.8	4	1.8	4	2.4	2	0.6	2.4	1.8	5	
		Chair	0.5											
	Pennisi, A. C.	21069 Asst Professor	1.0		8		8	4.5	7.15	4.25	8.45		2.5	
	Piccillo, J.	23744 Professor	1.0	11.6	9.8	11.6	9.8	7.4	7.6	8.8	9	9.8	7	
	Shiroki, K. G.	62147 Lecturer	0.2	3	3	3	3	2.5	1.5	1.75	1.25	2.25	2.75	
	Tabone, J	62961 Lecturer	0.2	9.8	9.2	9.8	9.2	9.2	9.8	10	12	11.6	9.8	
	Thompson, P.	62916 Lecturer	0.2	6.6	7	6.6	7	6.8	5.05	6.4	3.6	2.2	7	
	Schwartz, K.	62784 Lecturer	0.1										3.4	
8 Full Time, 6 Part Time, Fall Instructional FTE:			7.70	Art Education Department									71.3	65.9

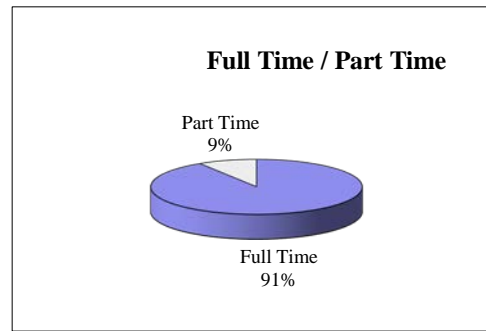
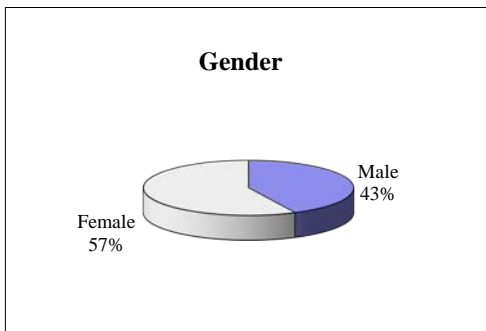
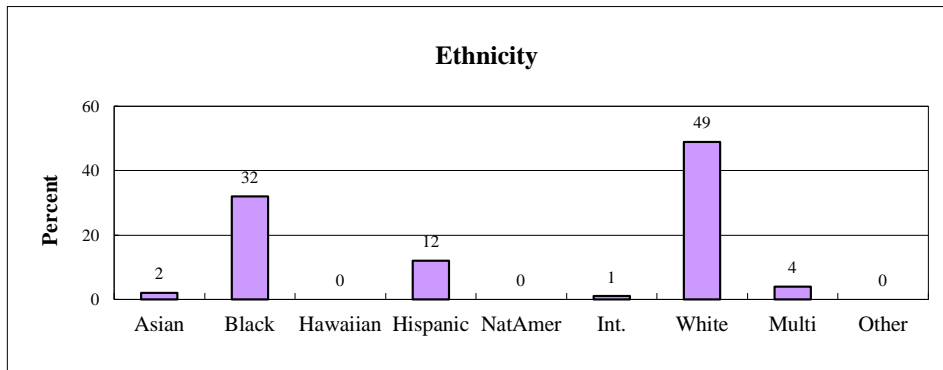
* not primary teaching department

	2009/10	2010/11	2011/12	2012/13	2013/14	2014/15	2015/16
FTE Student							
Fall Total	507	462	546	531	480	476	436
U/G	493	458	541	528	477	471	431
Grad	14	4	5	4	3	5	5
Spring Total	461	466	543	490	473	455	427
U/G	458	460	538	486	470	449	423
Grad	4	6	5	4	2	5	4
Average	484	464	545	511	476	465	431
FTE Faculty	18.4	17.9	18.35	20	20.4	20.1	20.3
FT Fac	15	15	14	15	16	15	16
PT Fac	27	28	37	39	31	35	31
S/F	26.3	25.9	30	26	23	23.2	21.2
Major Headcount							
Fall							
U/G	671	704	750	762	783	735	746
Grad	0	0	0	0	0	0	0
Fall Total	671	704	750	762	783	735	746
Spring							
U/G	645	703	718	741	701	698	681
Grad	0	0	0	0	0	0	0
Spring Total	645	703	718	741	701	698	681
Degrees Granted							
Bachelor's	127	148	155	164	187	161	
Master's	0	0	0	0	0	0	
Fall Data							
New Freshmen	104	90	84	95	81	118	125
New Transfers	88	95	101	100	94	82	86
New Grad Students	0	0	0	0	0	0	0

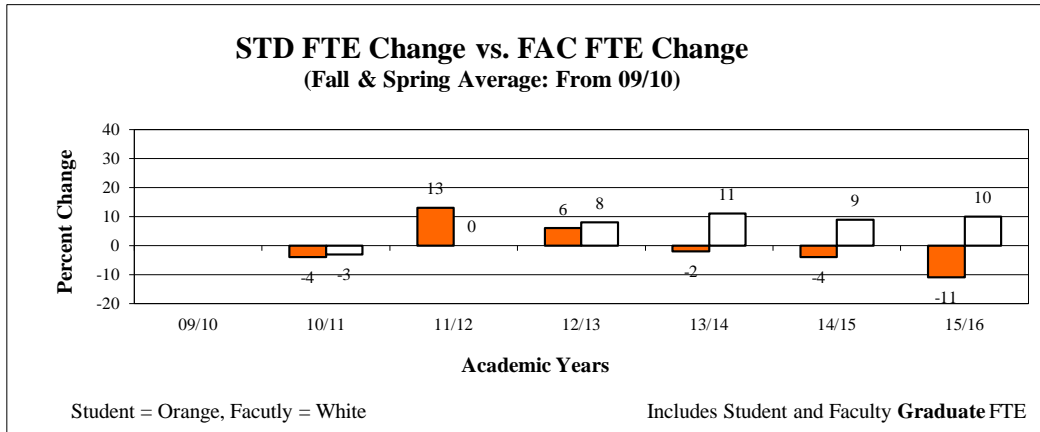
Academic Programs and Enrollment - Fall 2015 & Spring 2016

<u>Major</u>		<u>Fall 2015</u>	<u>Spring 2016</u>
COM	Communication Studies	205	172
COMW	Pre-Communication	0	0
JBS	Journalism	165	153
MDP	Media Production	173	166
PCM	Public Communication	159	153
TFA	Television & Film Arts	44	37
TVA	Television Arts	0	0
Minor			
MDP	Media Production	0	0

FALL STUDENT PROFILE



PERCENT CHANGE IN STUDENT AND FACULTY FTE



Faculty Listing: FTE Students

Department Name	Line #	Budgeted Title	Budgeted FTE	Fall 2011	Spr. 2012	Fall 2012	Spr. 2013	Fall 2013	Spr. 2014	Fall 2014	Spr. 2015	Fall 2014	Spr. 2015
Communication													
	Annas, A	21485 Asst Professor	1.0									9.8	20.8
	Anderson, K.	62128 Lecturer	0.2	5.4	4.8	5.4	4.8	9.4	9.8	10	10.6	10	9.8
	* Biagini, S.	62040 Lecturer	0.0										2.8
	Bobey, J.	62564 Lecturer	0.10		3.4		3.4	2.4	2.6	3	3.2	2.6	3.2
	Brennan, S. F.	62067 Lecturer	0.2	18.2	16.4	18.2	16.4	18	18.6	18.4	18	14	
	Bryski, B. G.	21564 Asso Professor	1.0	12.8	16.8	12.8	16.8	15	20	14.2	15.4	15.8	14.6
	* Casuccio, A.	62560 Lecturer	0.0										2.8
	Coppola, L.	62230 Lecturer	0.1									5.6	
	Davis, M	62714 Lecturer	0.2	9.6	10.2	9.6	10.2	11.8	13	10	9.8	10	
	DeWald, P. J.	21382 Asst Professor	0.0	6.8	10	6.8	10	9.2	7.8	retired			
	DiMaio, G.	62323 Lecturer	0.1	5	8.4	5	8.4	4.8	9.4	5.4	5	5	9.8
	Franczyk, A	62220 Asst Professor	1.0	11.2	10.8	11.2	10.8	8.94	10.8	15.94	8.8	12.2	11
	Gaughan, R. W.	62303 Lecturer	0.1	5	5	5	5	4.8	6	5	6	4.6	4.8
	Goldman, R.	31322 Asst Professor	1.0					15.2	24.4	11.6	9.6	9.2	10.6
	Haq, F. M.	62743 Lecturer	0.2	6	3.8	6	3.8	6	5	5	5.2	10	10
	Hirschberg, J.	23408 Asst Professor	1.0	4.2	6.8	4.2	6.8	5	2	5.4	9.8	5.8	3.4
	Hudson, S	62800 Lecturer	0.2	24.8	27	24.8	27	27.4	8.4	36.2	18	26.2	27.6
	Karlis, J.	23413 Asst Professor	1.0					9.6	18.67	8.07	8.07	13	12.2
	Karnath, E.	62279 Lecturer	0.2									5	6.4
	Kasko, J.	23315 Asst Professor	1.0									24	14.6
	Kloc, P. R.	62927 Lecturer	0.2	3.2	3.4	3.2	3.4	2.4	3.2	2.8	3	3.2	3
	Knowles, M.	23711 Asst Professor	1.0	17.4	11.8	17.4	11.8		18.6	19	11	16.8	7.6
	Koller, T. C.	20079 Staff Associate	0.0	14.2	6.2	14.2	6.2	8.4	12.6	6.8	8.8	9	8.4
	Liao, H	21212 Asso Professor	1.0	16	17.6	16	17.6	22.4	23	22	23		23.2
	Marren, J. J.	21178 Asst Professor	0.5	18.6	5.6	18.6	5.6	5.6	3.6		6	13	5.2
		Chair	0.5										
	Masilionis, M.	62056 Lecturer	0.2								6	10.9	16.2
	McCray, T.R.	21170 Asso Professor	0.0	20	12	20	12	20.4	11.8	19.4	12	4.8	
	McFarland, D.	21232 Asso Professor	1.0							12	6.07	5.6	15.4
	McGovern, T	62237 Lecturer	0.2								6.8	6.8	10.4
	Meyer, B. S.	62134 Lecturer	0.2	6.5	10.2	6.5	10.2	5.8	4	5.2	3.4	3	3.8
	Milbrand, B	23534 Staff Associate	0.0	6.8	6.4	6.8	6.4	7	6	6.4	5.6	6.8	6.2
	Miller F. J.	62129 Lecturer	0.1	1.8	1.8	1.8	1.8	2.6	1.4	2.4	3	1.8	1.8
	Miller, L.	62495 Lecturer	0.1	5.8	5.4	5.8	5.4	5	5.2	5	5.2	5.2	5
	Mule, M.	62567 Lecturer	0.0								1.4		1
	Niman, M. I.	21313 Asst Professor	1.0	20.4	21.4	20.4	21.4	21.4	21.8	22.6	24.2	17	
	Oyer, S	21302 Asst Professor	1.0	11	12	11	12	12	13.4	11	13.4	12.6	10.6
	Pabico, M	62891 Lecturer	0.2	3	3.2	3	3.2	2.6	3.2	6.2	3.4	6	6.6
	* Paige, S	21709 Lecturer	0.0									6	12.4
	Park, D.	62727 Lecturer	0.2						21.6	18	16.2	14.2	7.8
	Passantino, G.	62453 Lecturer	0.1	9.8	9.8	9.8	9.8	5	4.8	5	5	5	5
	Paterson, J. M.	62180 Lecturer	0.1	2.6	2.4	2.6	2.4	4.4	5.8	4.6	3.2	2.4	
	Pergament, A. R.	62762 Lecturer	0.2	9	8.4	9	8.4	9.2	9.2	9.8	6.4		6.2
	Pitts, M. W.	62113 Lecturer	0.1	3.2	3.2	3.2	3.2	3.2	4.6	3.2	1.4	2.6	1

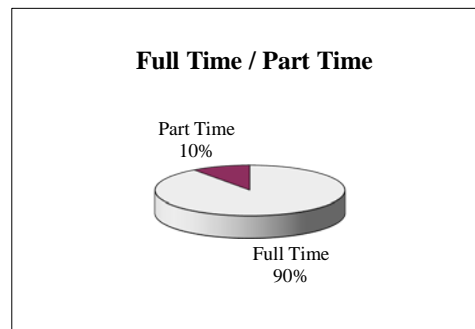
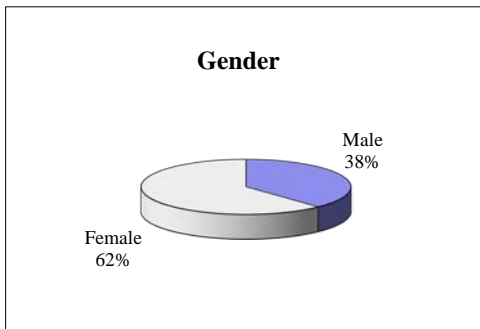
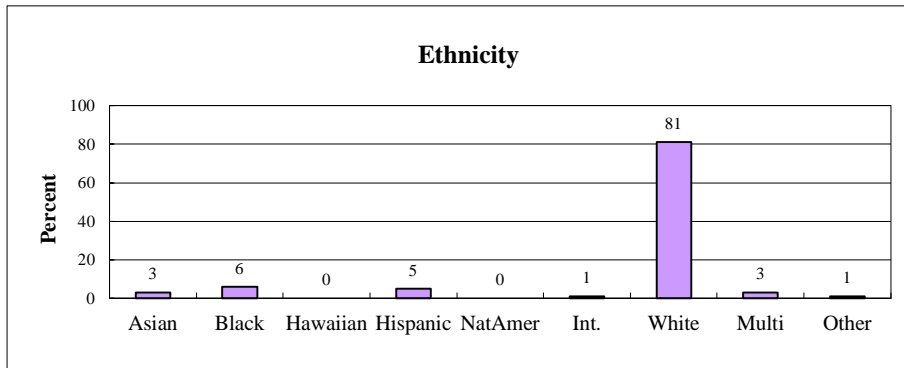
	2009/10	2010/11	2011/12	2012/13	2013/14	2014/15	2015/16
FTE Student							
Fall Total	218	175	205	197	190	180	131
U/G	217	173	204	196	189	179	130
Grad	1	2	1	1	1	1	1
Spring Total	220	165	181	170	161	121	115
U/G	218	164	180	168	160	119	113
Grad	2	1	1	2	1	2	2
Average	219	170	193	183	175	151	123
FTE Faculty	11.6	11	12	12.5	12.4	12.1	12.2
FT Fac	16	10	10	11	11	11	11
PT Fac	12	10	12	10	10	8	8
S/F	12.6	15	16.1	14.7	14.1	12.4	10.1
Major Headcount							
Fall							
U/G	191	194	214	215	205	171	132
Grad	0	0	0	0	0	0	0
Fall Total	191	194	214	215	205	171	132
Spring							
U/G	184	183	197	196	183	156	125
Grad	0	0	0	0	0	0	0
Spring Total	184	183	197	196	183	156	125
Degrees Granted							
Bachelor's	24	31	27	24	35	59	
Master's	0	0	0	0	0	0	
Fall Data							
New Freshmen	40	23	29	24	14	16	7
New Transfers	21	25	30	18	18	14	6
New Grad Students	0	0	0	0	0	0	0

Academic Programs and Enrollment - Fall 2015 & Spring 2016

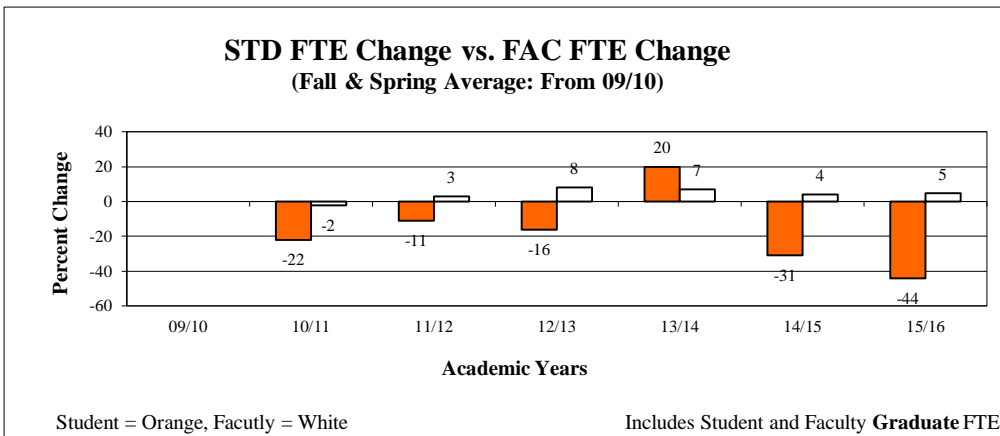
<u>Major</u>		<u>Fall 2015</u>	<u>Spring 2016</u>	
CER	Ceramics	BFA	3	5
CER	Ceramics	BS	6	6
CMD	Communication Design	BFA	92	85
FIB	Fibers	BFA	1	2
FIB	Fibers	BS	5	4
MJD	Metals/Jewelry	BFA	4	4
MJD	Metals/Jewelry	BS	12	10
WFD	Wood/Furniture	BFA	3	3
WFD	Wood/Furniture	BS	6	6
<u>Minor</u>				
DES	Design		9	12

Department: Design (Graphics reflect undergraduate enrollment only)

FALL STUDENT PROFILE



PERCENT CHANGE IN STUDENT AND FACULTY FTE



Department Name	Line #	Budgeted Title	Budgeted FTE	Fall 2011	Spr. 2012	Fall 2012	Spr. 2013	Fall 2013	Spr. 2014	Fall 2014	Spr. 2015	Fall 2015	Spr. 2016
Design													
Astrella, J. P.	62482	Lecturer	0.1	10.2	8	10.2	8	8.6	14.4	2.8	2.2	2.6	3.8
Bajus, J.	23356	Asst Professor	1.0	6.8	6.8	6.8	6.8	6.8	7.6	7.6	6.4	5.4	7.1
Calhoon, M.	62896	Lecturer	0.2									5.4	5.8
Crowell, M	62835	Lecturer	0.3	6.8	6.4	6.8	6.4	5.4	6	7.6	4.2	7.6	5
Friesen, S. K.	21136	Asst Professor	1.0	9	9	9	9	9.2	8.4	8.6	2.4	6	6.6
Hough, S.	62837	Lecturer	0.1								2.8	3	2.4
Kim, S	23462	Asst Professor	1.0	7	4.67	7	4.67	7.8	7.4	6.2	7.53	5.4	5.6
Mead, Jr. G	62048	Lecturer	0.3	9.4	11.4	9.4	11.4	10.8	8.8	11.47	7.27	10.73	8.53
Nahabetian, T.	21333	Asst Professor	1.0	6.87	6.94	6.87	6.94	6.67	10	6.34	6.08	4.21	5.95
Nowak, C. M.	62673	Lecturer	0.3	49.6	44	49.6	44	52.4	38.8	53	13.8	34.8	11.4
Patterson, B	21141	Asst Professor	1.0					8.8	8.8	9.8	14	7.8	13
Postero, T	21290	Professor	0.0	5.8		5.8		4.4		retired			
Ross, R. J.	21409	Asso Professor	1.0	8.27	8.2	8.27	8.2	6.2	6.6		6.25	8.8	8.2
Saracino, S. F.	21007	Professor	1.0	7.6		7.6		7.4	4.2	3.4	6.4	5.4	5.25
Scandale, J.	62922	Lecturer	0.2										0.2
Schnier, J.	21366	Asso Professor	0.5										
		Chair	0.5										
Tolendano, C.	21717	Asst Professor	1.0									5.6	5.43
Townsend, C. A.	21009	Asst Professor	1.0	9.8	8.6	9.8	8.6	8.8	11.2	8.4	9.1	6.6	6.4
White, M.	62972	Lecturer	0.2									5.4	6.8
Wood, R. L.	23716	Professor	1.0	3.8	2.97	3.8	2.97	6.6		5.05	7.05	6.7	7.25
11 Full Time, 8 Part Time, Fall Instructional FTE:			12.2	Design Department								131.4	114.7

* not primary teaching department

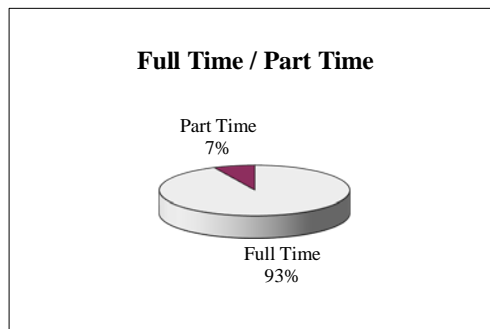
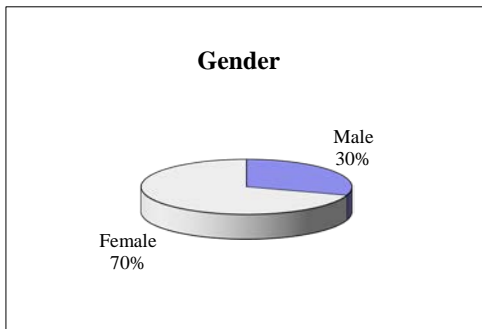
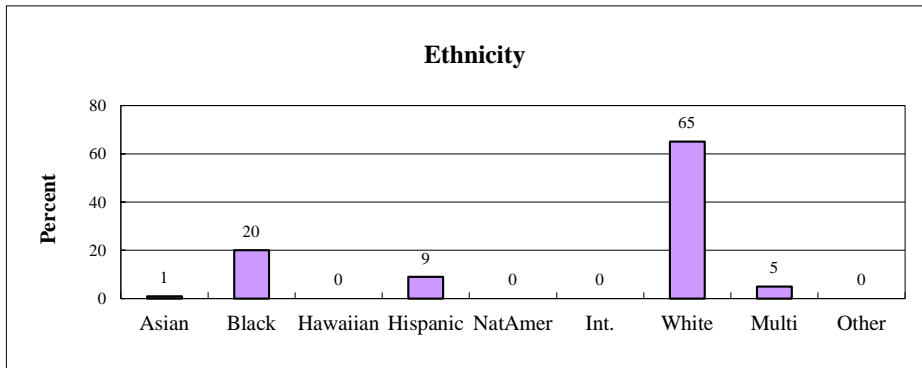
	2009/10	2010/11	2011/12	2012/13	2013/14	2014/15	2015/16
FTE Student							
Fall Total	493	472	428	460	377	445	447
U/G	449	427	397	430	359	426	431
Grad	44	45	32	30	19	19	16
Spring Total	442	417	434	419	448	415	429
U/G	402	388	411	395	434	398	418
Grad	40	29	23	24	14	17	11
Average	467	445	431	439	413	430	438
FTE Faculty	37.4	36.5	31.5	33.2	34.9	23.9	22.5
FT Fac	25	29	23	25	25	18	17
PT Fac	40	35	40	43	44	26	23
S/F	12.5	12.2	13.7	13.2	11.8	18.0	19.5
Major Headcount							
Fall							
U/G	338	332	350	301	264	232	233
Grad	105	99	73	62	37	55	32
Fall Total	443	431	423	363	301	287	265
Spring							
U/G	311	324	306	262	237	212	211
Grad	100	76	58	45	31	28	34
Spring Total	411	400	364	307	268	240	245
Degrees Granted							
Bachelor's	71	54	74	52	77	53	
Master's	35	33	26	18	19	13	
Fall Data							
New Freshmen	38	43	39	21	27	21	27
New Transfers	64	48	56	42	23	34	33
New Grad Students	21	20	17	17	11	9	13

Academic Programs and Enrollment - Fall 2015 & Spring 2016

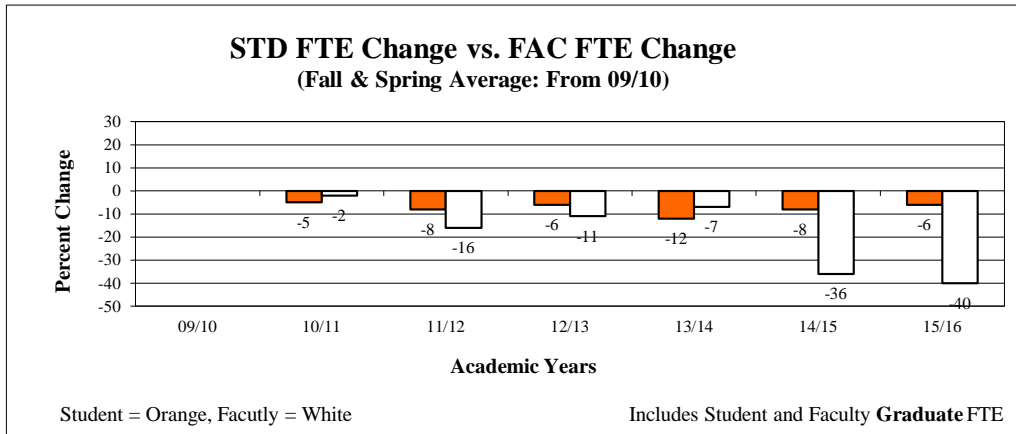
<u>Major</u>		<u>Fall 2015</u>	<u>Spring 2016</u>
ENG	English	163	150
ENGW	Pre-English	0	0
ENS	English 7-12	39	33
	English 7-12	9	9
WRT	Writing	22	19
ENG	English	17	16
ENGW	Pre-English GR	0	2
ENS	English 7-12	15	16
Minor			
ENG	English	6	3
FLM	Film Studies	2	11
WTG	Writing	26	31

Department: English (Graphics reflect undergraduate enrollment only)

FALL STUDENT PROFILE



PERCENT CHANGE IN STUDENT AND FACULTY FTE



Faculty Listing: FTE Students

Department Name	Line #	Budgeted Title	Budgeted FTE	Fall 2011	Spr. 2012	Fall 2012	Spr. 2013	Fall 2013	Spr. 2014	Fall 2014	Spr. 2015	Fall 2015	Spr. 2016
English													
	21120	Lecturer	1.0	16.2	12.25	16.2	12.25	14.5	16.45	11.05	15.45	14	13.8
	62834	Lecturer	3.0	11.5		11.5		14.2	18.2	18.2	21.2	15.8	17
	21654	Professor	0.3	6	12.4	6	12.4	9.8	12.2	13.4	15.8	15	14.8
	21443	Asst Professor	1.0	20.25	14.55	20.25	14.55	7.15	9.6			10.05	6.85
	21620	Asst Professor	0.5	24.1	17.4	24.1	17.4	7	5.8	1.6	3.4	1.65	4.8
		Chair	0.5										
	62788	Lecturer	0.3	17.4		17.4		11.8	10.4	18.4	18.8	13	16
	23313	Professor	1.0	4.35	2.25	4.35	2.25	5.6	4.8	5.8	9.8	7.4	10
	62855	Asst Professor	1.0	16.4	15.6	16.4	15.6	17.2	20	16.4	16.45	17.6	11.6
	21654	Asst Professor	1.0	10.8	15	10.8	15	3.6	5.4	8.8	4.15	6.4	4.05
	21439	Asst Professor	1.0	12.2	10.8	12.2	10.8	6.4	10	10.2	11		6
	21369	Professor	1.0	2.5	3.2	2.5	3.2	3.5	2.75		6.5	8.6	3.85
	21456	Asst Professor	1.0	8.05	8.6	8.05	8.6	6.35	8.7		9.4	10.2	5.6
	62677	Lecturer	0.2							4.4	6.6	3.2	11
	62785	Asso Professor	0.2	15.2	13.8	15.2	13.8	7.8	11	16.2	11.95	9.6	14.4
	62829	Lecturer	0.30	23.2	20.6	23.2	20.6	20.4	16.2	20.4	15.4	14.4	14.8
	28860	Staff	0.00									0.4	9.6
	62828	Lecturer	0.3	16.4	9.15	16.4	9.15	14	13.8	6.8	13.2	7	11.6
	23752	Asst Professor	1.0	19.2	12.05	19.2	12.05	4.85	15.2	7.85	8.3	18.6	
	62340	Lecturer	0.2	8.4	10	8.4	10	8.2	9.8	8.4	9.6	9.4	10
	62890	Lecturer	0.3					10.8	12.6	11	6	15	12.4
	62356	Lecturer	0.3	13.8	17.2	13.8	17.2	15	16	13.4	13.8	16.2	17.8
	21771	Asst Professor	1.0	8	5.6	8	5.6	3.2	5.2	9		9.6	2
	none	Lecturer	0.1	2.8	2.4	2.8	2.4	3.4		4		3	3

Faculty Listing: FTE Students

Department Name	Line #	Budgeted Title	Budgeted FTE	Fall 2011	Spr. 2012	Fall 2012	Spr. 2013	Fall 2013	Spr. 2014	Fall 2014	Spr. 2015	Fall 2015	Spr. 2016
Kern, S	62050	Lecturer	0.2	12.8	9.6	12.8	9.6	6.8	14.8	13.6	13.6	11.4	11.2
Levesque, A.	62250	Lecturer	0.2							10.6	11	14.2	10.6
Marcille, C.	62747	Lecturer	0.2							14	21.2	19.2	21
* McMillen, S.	21939	Professor	0.0									0.07	
Nicoletti, J.	62257	Lecturer	0.1									8	9.8
* Navarre, E.	62275	Lecturer	0.0									6	
Ninacs, M.	21711	Asso Professor	1.0	2.25	0.75	2.25	0.75		4.4	2.25	4.4	2.5	
Oconnor-Colvin, J	62879	Lecturer	0.3	0	0	0	0	7		20.6	17.8	17	18.4
Perez, L	23467	Asst Professor	1.0	15.8	11.3	15.8	11.3	15.2	25.2	3.1	7		16.6
Rabe, T. A.	62073	Lecturer	0.2	8.2	8	8.2	8	8		8.6	7	12.4	
Reich, J	62311	Lecturer	0.2							10.2	10	9.6	10.8
Ramos, P. J	21770	Asst Professor	1.0		11.45		11.45	6.85	12.2	9.96	9.6	9.25	11.8
Reigstad, T. J.	21443	Professor	0.0	7	10.8	7	10.8	4.45	7.8	9.2	6.2	11.4	6.6
Ryan-Bryant , J. D.	21227	Asst Professor	1.0	18.1	10.05	18.1	10.05		10.15	13.2	11.25	12.3	13.7
Shine, L. J.	62370	Lecturer	0.30	14.4	18.8	14.4	18.8	12.6	16.6	15.4	17.4	18.8	19.4
Siehnel,A	62395	Lecturer	0.10							12.4	4.6	10.2	11.6
Taylor, E. F.	62884	Lecturer	0.3	18	12.4	18	12.4	11.6	16.2	12.8	19	12	10.8
Todd, M.	62877	Staff	0.0									14	10.2
Twagilimana, Aimable	21068	Asst Professor	1.0	8.6	5.95	8.6	5.95	13.6	13.8			14.8	8.95
Wahlstrom, R. L.	21301	Asst Professor	1.0	2		2		8.4	9.8	10.6		10.8	13.25
Wojtaszczyk, D.	62568	Lecturer	0.3	9.8	6.8	9.8	6.8	10.8	8	8	8	7.2	2.8
17 Full Time, 23 Part Time, Fall Instructional FTE:			22.5	English Department								447.2	428.5

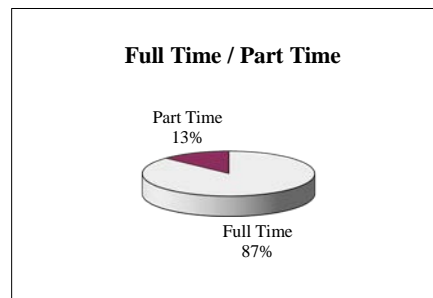
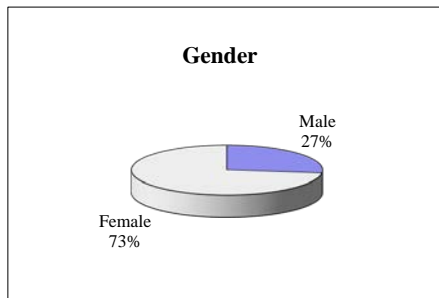
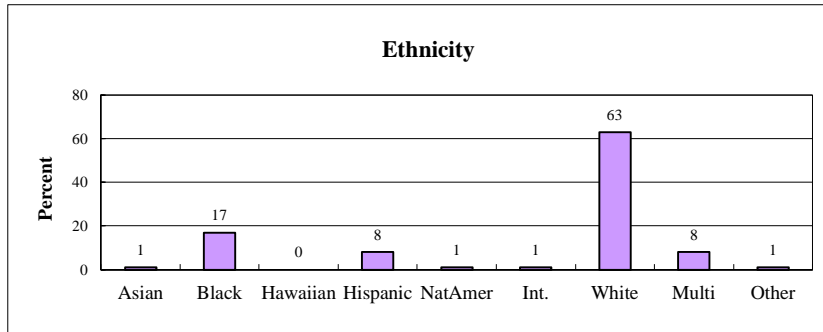
* not primary teaching department

	2009/10	2010/11	2011/12	2012/13	2013/14	2014/15	2015/16
FTE Student							
Fall Total	248	250	232	234	196	170	162
U/G	246	248	231	232	195	169	159
Grad	2	2	1	1	1	1	4
Spring Total	264	242	218	202	184	129	139
U/G	260	239	217	200	183	127	137
Grad	4	3	2	1	1	2	3
Average	256	246	225	218	190	150	151
FTE Faculty	11	13	12.9	13.1	12.3	11.2	11.3
FT Fac	10	12	12	12	12	10	10
PT Fac	7	8	7	8	10	9	11
S/F	23.3	18.9	17.5	16.6	15.5	13.4	13.3
Major Headcount							
Fall							
U/G	283	275	278	249	221	185	167
Grad	0	0	0	0	0	0	0
Fall Total	283	275	278	249	221	185	167
Spring							
U/G	256	265	253	228	190	162	141
Grad	0	0	0	0	0	0	0
Spring Total	256	265	253	228	190	162	141
Degrees Granted							
Bachelor's	48	54	54	56	51	33	
Master's	0	0	0	0	0	0	
Fall Data							
New Freshmen	45	34	36	30	24	28	28
New Transfers	38	34	28	35	21	17	17
New Grad Students	0	0	0	0	0	0	0

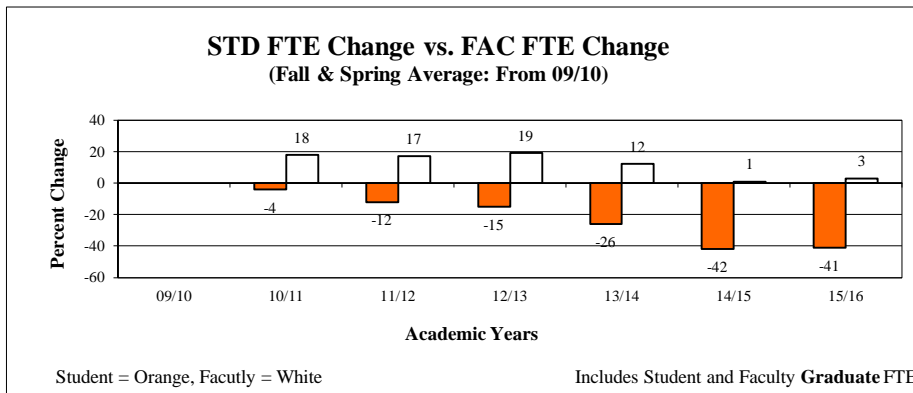
Academic Programs and Enrollment - Fall 2015 & Spring 2016

<u>Major</u>			<u>Fall 2015 Spring 2016</u>	
ARH	Art History	BA	20	17
ART	Art	BA	102	74
FARW	Pre-Fine Arts		0	0
PHO	Photography	BFA	28	32
PRT	Printmaking	BFA	0	1
PTG	Painting	BFA	14	13
SCL	Sculpture	BFA	3	4
<u>Minor</u>				
ARH	Art History		5	6
PTG	Painting		7	3
PHO	Photography		22	32
PRT	Printmaking		2	1
SCL	Sculpture		2	2
DRW	Drawing		7	8

FALL STUDENT PROFILE



PERCENT CHANGE IN STUDENT AND FACULTY FTE



Faculty Listing: FTE Students

Department Name	Line #	Budgeted Title	Budgeted FTE	Fall 2011	Spr. 2012	Fall 2012	Spr. 2013	Fall 2013	Spr. 2014	Fall 2014	Spr. 2015	Fall 2015	Spr. 2016
Fine Arts													
	Bakos, S.D.	21351 Asso Professor	1.0	38	26	38	26	32.6	19.2	25.6	16.3	20.8	14.4
	Blitzer-Watrous	21627 Professor	1.0									0	0
	Borneman, L	62770 Lecturer	0.2								6.6	1.4	7.8
	Caruana, S.	62053 Lecturer	0.3	8.6	6.6	8.6	6.6	6.4		9.8	8.8	9.6	8.6
	Dahl, J.	62682 Lecturer	0.2					7.4	7.6	6.6	7.8	11	7.4
	Deluca, J	62397 Lecturer	0.1							2.5	1.2	2.6	
	Demer, D	62473 Lecturer	0.2							3.8	5.4	6.65	4.4
	Dusel, D	62276 Lecturer	0.3	5.8	3.8	5.8	3.8	4.8	5.6	4	5.8	9.8	7.6
	Ford, A.	62039 Lecturer	0.1										4.2
	Gage, F. M.	21379 Asst Professor	1.0	20.8	41.8	20.8	41.8	21.6	38.65	24.85	16.6	15	17.8
	Goodrich, J. R.	62169 Lecturer	0.2	7.2	7.6	7.2	7.6	11	8	8	7.6	11.9	12
	Griffith-Lam, J.	62232 Lecturer	0.3									18.2	
	Gomy, A. P.	23402 Asst Professor	1.0	11.4	3.05	11.4	3.05	7		5.4	5.85	4.2	1.6
	Hinderliter, S. B.	23406 Lecturer	1.0	17.2	17.4	17.2	17.4	13.8	14.4	20.25	6.2	16	12.2
	Hoffman, S.	62206 Lecturer	0.1									3.2	11
	Jiang, L. X.	21431 Asso Professor	1.0	8.2	10.65	8.2	10.65	lwp	7.9	6.15	8.05	9.55	9.25
	Miller, J. A.	21037 Asst Professor	1.0	9.8	9.8	9.8	9.8	10.2	9.8	9.2	9.8	8	9.4
	Mitchell, D.	62093 Lecturer	0.1									2.2	
	Ogle, P.	21356 Professor	0.5	5.45	5	5.45	5	3.8	2.4	1	1.6	1.12	2.2
		Chair	0.5										
	* Patterson, B.	21141 Asst Professor	0.0										1.8
	Payne, C.	21240 Asso Professor	0.0	0	retired	0	retired		3.8				
	Payne, K. P.	21481 Professor	1.0	5.68	3.68	5.68	3.68	5.05	6.6	4.7	5.4	4.15	3.45
	Sczerbaniewicz, G	62613 Lecturer	0.2							1.8		6.65	2
	* Sullivan, E.	62042 Lecturer	0.0										2.2
10 Full Time, 11 Part Time, Fall Instructional FTE:			11.3	Fine Arts Department								162.0	139.3

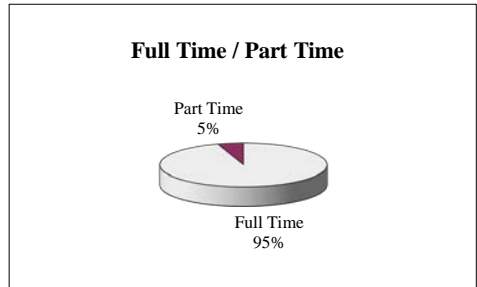
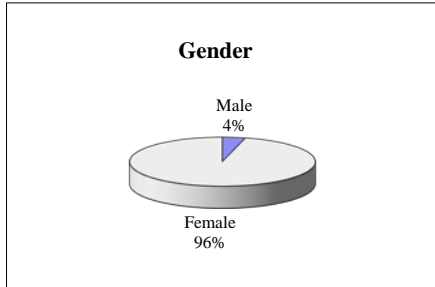
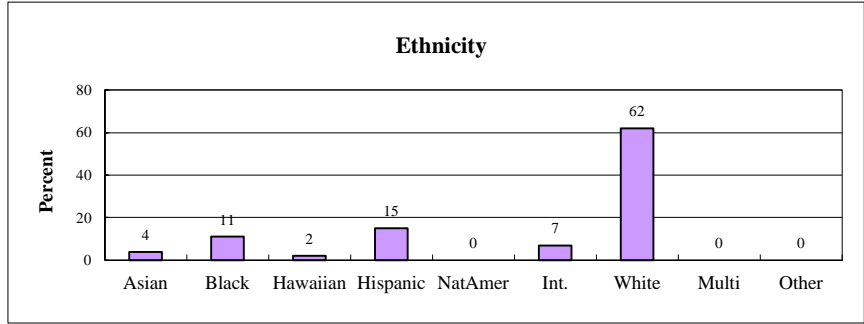
* not primary teaching department

	2009/10	2010/11	2011/12	2012/13	2013/14	2014/15	2015/16
FTE Student							
Fall Total	30	44	31	29	23	18	38
U/G	30	44	31	29	23	18	38
Grad	0	0	0	0	0	0	0
Spring Total	32	41	33	27	22	22	24
U/G	32	41	33	27	22	22	24
Grad	0	0	0	0	0	0	0
Average	31	42	32	28	22	20	31
FTE Faculty	5.8	5	5	4.8	4.1	4.3	3.1
FT Fac	6	5	5	5	4	4	3
PT Fac	2	1	4	2	5	5	5
S/F	5.3	9	6.3	5.9	5.4	4.7	10.1
Major Headcount							
Fall							
U/G	105	93	88	76	67	57	55
Grad	0	0	0	0	0	0	0
Fall Total	105	93	88	76	67	57	55
Spring							
U/G	97	83	66	61	54	49	53
Grad	0	0	0	0	0	0	0
Spring Total	97	83	66	61	54	49	53
Degrees Granted							
Bachelor's	11	13	12	8	11	0	
Master's	0	0	0	0	0	0	
Fall Data							
New Freshmen	0	14	22	18	13	12	16
New Transfers	0	12	12	9	8	9	7
New Grad Students	0	0	0	0	0	0	0

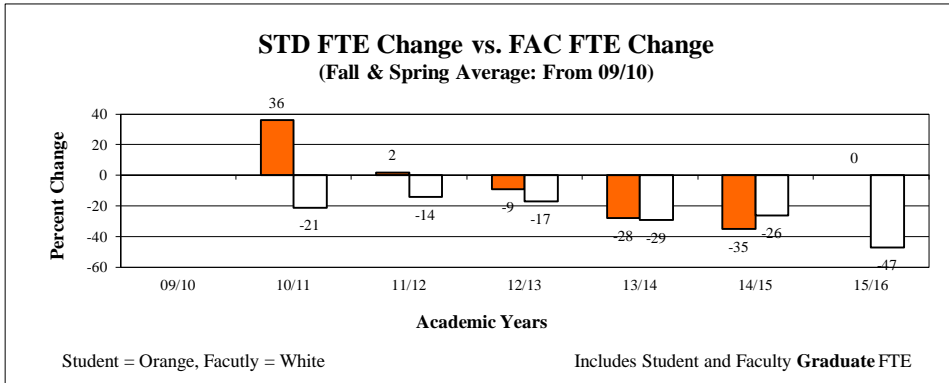
Academic Programs and Enrollment - Fall 2015 & Spring 2016

<u>Major</u>			<u>Fall 2015</u>	<u>Spring 2016</u>
INT	Interior Design	BFA	55	52
<u>Minor</u>				
IDS	Interior Design Studies		0	1

FALL STUDENT PROFILE



PERCENT CHANGE IN STUDENT AND FACULTY FTE



Faculty Listing: FTE Students

Department Name	Line #	Budgeted Title	Budgeted FTE	Fall 2011	Spr. 2012	Fall 2012	Spr. 2013	Fall 2013	Spr. 2014	Fall 2014	Spr. 2015	Fall 2015	Spr. 2016	
Interior Design														
	Cho, H.	62086 Lecturer	0.1									3.4	1.4	
	Civelek, S.	62069 Lecturer	0.2						1.4	5.4	2.6	1.6		
	DeBoy, D.	62184 Lecturer	0.1									1.6		
	Dolph, E.	21722 Asst Professor	1.0					1.8	5	4.2	4.8	8.6	4.6	
	Jahn, K.	62168 Lecturer	0.1									1.8		
	Mercier, P.	62002 Lecturer	0.2		2.6		2.6		2		1.8		1.6	
	Postero, T. A.	21290 Professor	0.0		1.6		1.6		1.4	retired				
	* Schnier, J.	21366 Asso Professor	0.0	5.8	5.4	5.8	5.4	2	1.8			5.2	1.6	
	Sharma, B.	21035 Asst Professor	0.5	4.4	6.4	4.4	6.4	6.6	5.6	2	1.4	1.8		
		Chair	0.5											
	Stumiolo, F.	62697 Lecturer	0.1										1.8	
	Weatherston, C.	62562 Lecturer	0.1								2	4.6	3.8	
	Wittmer, B.	28863 Design Construction S	0.0								1.8	1.8	1.8	
	Woltz, R.	62618 Lecturer	0.0										2	
	Yavener, B.	21525 Professor	1.0	3.8	1.6	3.8	1.6	4	2	1.4	2.4	8	5.4	
3 Full Time, 5 Part Time, Fall Instructional FTE:			3.1	Interior Design Department									38.4	24.0

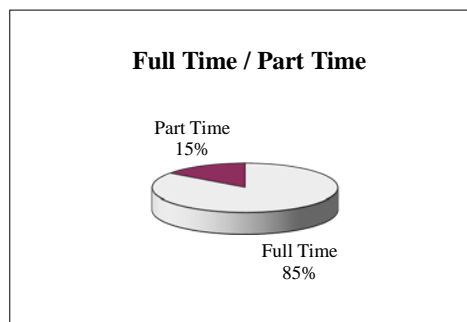
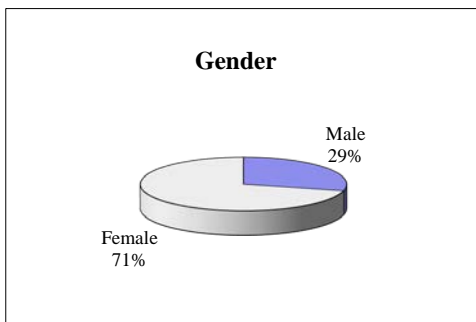
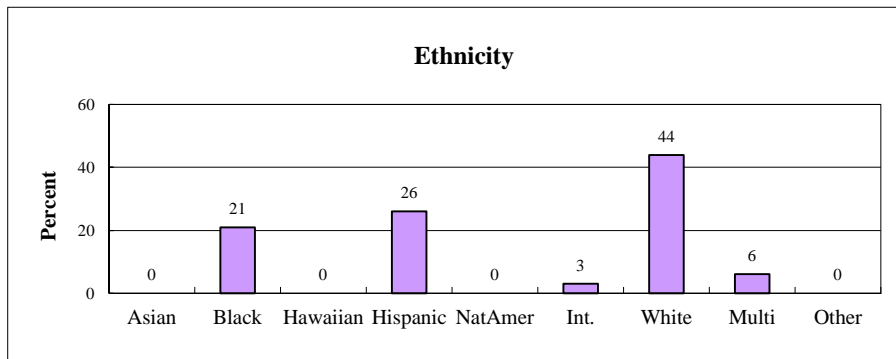
* not primary teaching department

	2009/10	2010/11	2011/12	2012/13	2013/14	2014/15	2015/16
FTE Student							
Fall Total	197	184	194	195	166	170	157
U/G	192	183	190	193	165	169	157
Grad	5	1	4	1	1	1	0
Spring Total	194	197	167	181	159	142	144
U/G	191	192	164	180	158	141	143
Grad	3	5	3	1	1	1	1
Average	195	190	180	188	162	156	150
FTE Faculty	13	12	11.9	11.5	11.1	10.0	9.1
FT Fac	10	10	10	9	9	8	7
PT Fac	8	11	13	15	11	10	13
S/F	15.0	15.6	15.2	16.3	14.6	15.6	16.5
Major Headcount							
Fall							
U/G	66	66	71	63	55	41	34
Grad	6	7	5	3	3	3	0
Fall Total	72	73	76	66	58	44	34
Spring							
U/G	60	70	72	58	45	37	26
Grad	6	2	7	4	0	1	1
Spring Total	66	72	79	62	45	38	27
Degrees Granted							
Bachelor's	11	11	8	9	10	5	
Master's	0	2	2	1	1	1	
Fall Data							
New Freshmen	8	12	9	3	3	3	5
New Transfers	11	9	11	9	9	7	2
New Grad Students	4	1	1	2	0	0	0

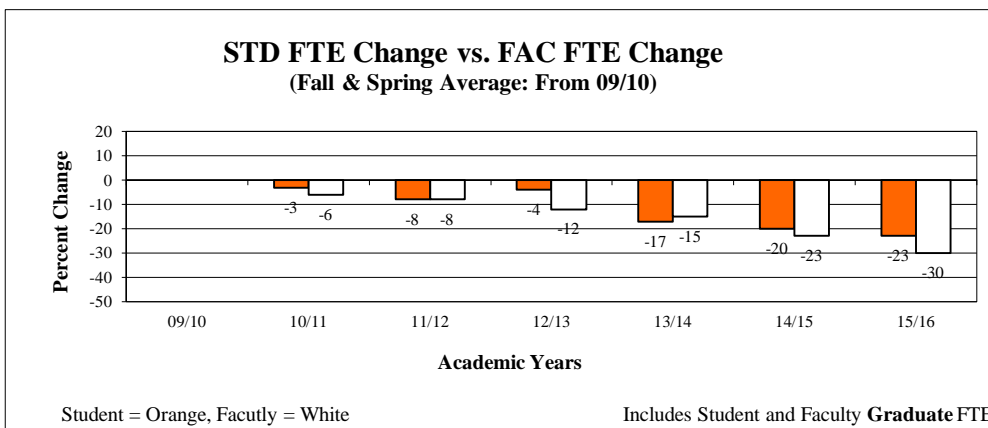
Academic Programs and Enrollment - Fall 2015 & Spring 2016

<u>Major</u>		<u>Fall 2015</u>	<u>Spring 2016</u>
SPA	Spanish Language & Literature	9	9
SPN	Spanish	8	6
SPS	Spanish 7-12	7	2
SPS	Spanish 7-12 Cert	2	0
FRE	French	7	9
FRS	French 7-12	1	0
FLE	Foreign Language Education	0	1
<u>Minor</u>			
FRE	French	13	16
GER	German	0	0
ITA	Italian	8	9
SPA	Spanish	27	27

FALL STUDENT PROFILE



PERCENT CHANGE IN STUDENT AND FACULTY FTE



Faculty Listing: FTE Students

Department Name	Line #	Budgeted Title	Budgeted FTE	Fall 2011	Spr. 2012	Fall 2012	Spr. 2013	Fall 2013	Spr. 2014	Fall 2014	Spr. 2015	Fall 2015	Spr. 2016
Modern and Classic Languages													
	Bojko, N	62756 Lecturer	0.3								1.4	15	10.4
	Carlson, D.	62985 Lecturer	0.1									3	
	Engle, L.	62956 Lecturer	0.1									6.4	9.4
	* Fulk, A. B.	62828 Lecturer	0.0					4.8	1.6	5.4	1.6	5.6	2.4
	Garrett, M. I.	20882 Staff Assistant	0.0	10.2	16	10.2	16	14.6	15.4	15	16.2	14.6	14.4
	Grace, L	62362 Lecturer	0.1	4		4		3		2.6		2.4	
	Guiati, A.	21566 Dist. Professor	1.0	0.6	1	0.6	1	1.4	0.2		0.2	0.2	
	Hovland, D. L.	21298 Asso Professor	1.0	6	6.3	6	6.3	7.4	7.25	10.4	8.4	5.4	7
	Johnson, M.	21309 Asso Professor	0.5	5.2	8	5.2	8	3.2	1.4	4.8		4.4	5.4
		Interim Chair	0.5										
	Kirby, C. B.	21011 Professor	1.0	10.6	10.8	10.6	10.8	9.8		11.2	7.6	9.6	5.4
	Medina, J.	62209 Lecturer	0.0										5.2
	McKee, E.	62790 Lecturer	0.2	2		2		1.6		2.4		1.2	
	Merini, R.	21531 Asso Professor	1.0	12.6		12.6		7.2	8	7.87	7.07	11.8	13.6
	Miller, B.	21340 Asso Professor	0.0	7.8	9.5	7.8	9.5	11.8	12.6	retired			
	Neira, R. F.	21600 Asso Professor	1.0	12.65	11.6	12.65	11.6	6	10.8	8	8.45	6	7.2
	Roston-Etchar, M.	62569 Lecturer	0.3	14.8	11.6	14.8	11.6	14.4	7.2	14.2	16.8	16.6	15.8
	Santiago, P.	62035 Lecturer	0.3	13.8		13.8		12	14.8	12.6	16.8	16.2	15.8
	Testa, G	62580 Lecturer	0.3	11	10	11	10	8.6	9.2	9.2	9.8	9.2	9
	Tian, Y.	62847 Lecturer	0.3	10.2	8.8	10.2	8.8	7.6	7.4	9.4	6.6	9.2	7.2
	Velardi, C.	62959 Lecturer	0.1									2.4	
	Veretto, C	62561 Lecturer	0.3		12.2		12.2	8	7.6	12.2	11.2	14	10.8
	Warford, M. K.	21663 Asst Professor	1.0	7.7	5.4	7.7	5.4	5.7	7.2	6.5		2.4	3.7
	Yue, Y.	62991 Lecturer	0.1									1	
	Zhai, L.	62107 Lecturer	0.1									0.2	1
7 Full Time, 13 Part Time, Fall Instructional FTE:			9.1	Modern Classic Languages Department								156.8	143.7

* not primary teaching department

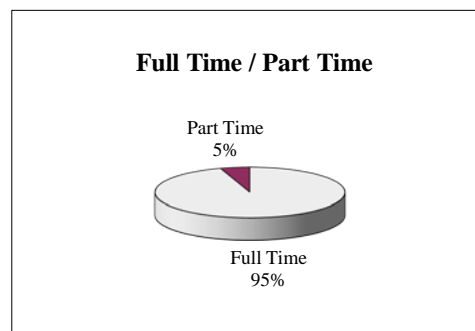
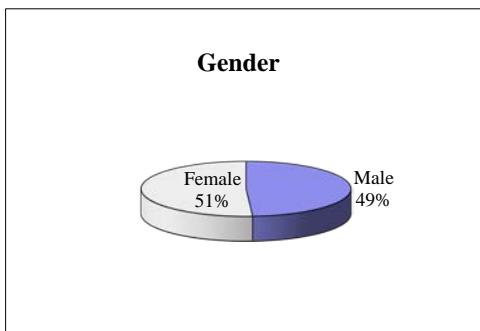
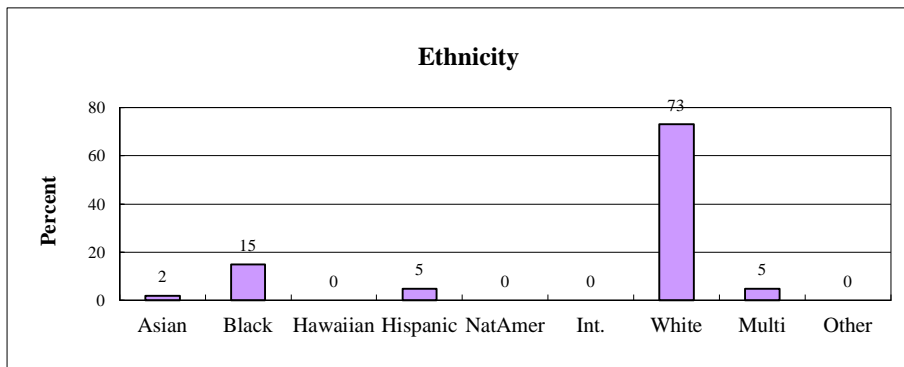
	2009/10	2010/11	2011/12	2012/13	2013/14	2014/15	2015/16
FTE Student							
Fall Total	175	185	176	191	188	153	185
U/G	175	185	175.4	191	188	148	179
Grad	0	0	1	0	0	5	7
Spring Total	177	175	156	187	179	189	176
U/G	177	175	155.94	187	179	182	170
Grad	0	0	0.25	0	0	7	6
Average	176	180	166	189	184	171	180
FTE Faculty	14.3	15.9	17	15.6	16.3	16.4	16.4
FT Fac	11	12	10	10	12	12	11
PT Fac	28	31	32	34	30	29	33
S/F	12.3	11.3	9.8	12.1	11	10.4	11.0
Major Headcount							
Fall							
U/G	119	122	110	112	116	110	96
Grad	0	0	0	0	0	10	14
Fall Total	119	122	110	112	116	120	110
Spring							
U/G	109	110	93	110	103	103	86
Grad	0	0	0	0	0	10	8
Spring Total	109	110	93	110	103	113	94
Degrees Granted							
Bachelor's	14	21	20	17	29	24	
Master's	0	0	0	0	0	0	
Fall Data							
New Freshmen	29	20	18	20	19	18	14
New Transfers	19	12	6	13	8	6	5
New Grad Students	0	0	0	0	0	1	8

Academic Programs and Enrollment - Fall 2015 & Spring 2016

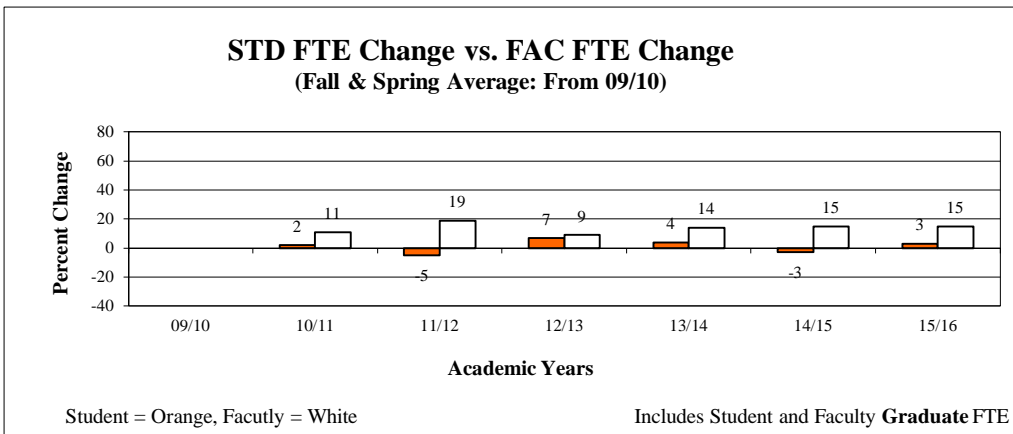
<u>Major</u>		<u>Fall 2015</u>	<u>Spring 2016</u>
MUS	Music	36	36
MUE	Music Education	60	50
MED	Music Education	14	8
<u>Minor</u>			
MUS	Music	0	0
DMP	Digital Music Production	41	42

Department: Music (Graphics reflect undergraduate enrollment only)

FALL STUDENT PROFILE



PERCENT CHANGE IN STUDENT AND FACULTY FTE



Faculty Listing: FTE Students

Department Name	Line #	Budgeted Title	Budgeted FTE	Fall 2011	Spr. 2012	Fall 2012	Spr. 2013	Fall 2013	Spr. 2014	Fall 2014	Spr. 2015	Fall 2015	Spr. 2016
Music													
	Barnum, E. M.	62718 Lecturer	0.3	1.47	1.53	1.47	1.53	0.6	3.87	1.47	3.87	1	0.93
	Bassett, M.	62660 Lecturer	0.1					0.33	0.2	0.27	0.21	0.34	0.33
	Bassin, D.	62447 Lecturer	0.1										0.8
	Bewlay, H. E.	21204 Lecturer	1.0	1.41	1.67	1.41	1.67	1.33	1.4	1.61	2.55	1.6	2.94
	Boyce, E.	21199 Asso Professor	0.5	2.21	2.15	2.21	2.15	2.48	0.41	0.48	0.55	0.34	0.27
		Chair	0.5										
	Carlo, G.	62223 Lecturer	0.2	7.2	7.2	7.2	7.2	7	7.6	14.2	14.4	17.2	14.6
	Castelo, J.	62383 Lecturer	0.1							0.68	0.4	0.33	0.4
	Casuccio, A.	62560 Lecturer	0.1						1.6	1.4	1.4	1.6	8
	Christie, P.	62971 Lecturer	0.3	11.07	11.4	11.07	11.4	10.6	12.2	10	10.07	10.67	10.8
	DiGiulio, A.	62962 Lecturer	0.2									1.14	0.8
	Docenko, I.	28852 Staff	0.0							2.34	2.46	2.47	2.4
	Drummond, E.	62589 Lecturer	0.2	9.67	9.22	9.67	9.22	13.14	13.07	7.93	7.62	6.81	7.07
	Fackelman, H.	62771 Lecturer	0.2							1.2	0.68	1.14	0.67
	Ferrington, P.	62860 Lecturer	0.3	11.4	10.13	11.4	10.13	10.33	8.27	12.2		15	15.2
	Filsinger, M.	21095 Asst Professor	1.0					6.13	4.08	6	5.09	7.43	3.95
	Fleishman, J.	62590 Lecturer	0.2	5.47	2.93	5.47	2.93	3.33	3.27	4.6	0.4	3.93	3.8
	Fleming, R. L.	21135 Asst Professor	1.0	5	6.47	5	6.47	5.07	6.74	4.47	8.86	4.67	7.23
	Furby, V.	23423 Asst Professor	1.0	5.33	6.94	5.33	6.94	3.99	6.27	3.32	6.92	4.26	6.68
	Glidden, A. M.	62952 Lecturer	0.1	0.41	0.21	0.41	0.21	0.27	0.14	0.2	0.28	0.2	0.27
	Gormley, L. L.	62716 Lecturer	0.1	0.33	0.26	0.33	0.26	0.54	0.47	0.33	0.41	0.62	0.55
	Guzski, C.	23404 Asst Professor	1.0	8.61	11.06	8.61	11.06	10.95	6.41	8.73	9.47	8.27	9.27
	Harris, C.	62300 Lecturer	0.1	3.8	4.4	3.8	4.4	2.2	0.8	8	6	4.47	3.4
	Hayden, E.	62825 Lecturer	0.1								0.4	1.8	6
	Henriques, J.	21264 Asst Professor	1.0	6.6	7.54	6.6	7.54	5.74	7.47	6.47	6.67	4.67	3.6
	Hodges, M.	62595 Lecturer	0.2	0.8	0.74	0.8	0.74	0.81	0.67	0.81	0.81	0.94	1.01
	Holzemer, K.	62693 Lecturer	0.2	0.88	0.74	0.88	0.74	0.55	0.61		0.28	0.07	0.07
	Kostusiak, T.	20843 Staff Assistant	0.0	4	3.2	4	3.2	4	3.2	4.8	3.2	5.2	3
	Maimine, A.	62031 Lecturer	0.3	1.67	1.6	1.67	1.6	1.27	1.86	1.87	1.87	1.8	1.28
	Mancuso, C.	21239 Professor	1.0	43.6	47.8	43.6	47.8	46.8	45.8	1.87	50.2	32.6	18.8
	Matix, A.	62728 Lecturer	0.1	0.07	0.28	0.07	0.28	0.13	0.13	0.21	0.28	0.14	0.07
	McPherson, N.	62321 Lecturer	0.1										0.21
	Nicely, T. M.	62566 Lecturer	0.3	20.73	21.4	20.73	21.4	20.07	21.2	19.4	18.4	19.73	18.73
	Peters, J.	62908 Lecturer	0.2									1.33	
	Prokes, R.	62111 Lecturer	0.2	0	0	0	0	0.22	0.21			0.21	0.14
	Reinoso, C. H.	21676 Asso Professor	1.0	4.74	5.27	4.74	5.27	5.13	4.35	7.49	3.94	4.67	4.61
	Renzoni, K.	21694 Asst Professor	1.0							7.8	7.03	6.81	5.92
	Resnick, K.	62771 Lecturer	0.1					0.48	0.6	0.35	0.49	0.47	0.48
	Rockwood, A.	62377 Lecturer	0.2							2	1.73	1.4	1.94
	Schuman, S.	62923 Lecturer	0.3	1.07	1.2	1.07	1.2	1.2		1.26	1.07	1	1
	Spann, J.	62945 Lecturer	0.1	0.53	0.81	0.53	0.81	0.8	0.93	0.93	1.28	0.8	1.28
	Witakowski, T.	23359 Asso Professor	1.0	14.4	9.4	14.4	9.4	8.07	6.13	4.06	6.33	6.6	6.26
	Witauer, M. P.	62951 Lecturer	0.1	0.54	0.48	0.54	0.48	0.48	0.48	0.55	0.28	0.14	
	Wojtowicz, E.	62622 Lecturer	0.2						0.2	1.34	0.67	1.07	0.67
	Zapalowski, P.	62724 Lecturer	0.1	0.2	0.13	0.2	0.13	0.13	0.21	0.2	0.2	0.28	0.14
11 Full Time, 33 Part Time, Fall Instructional FTE:			16.4	Music Department								185.2	175.6

* not primary teaching department

	2009/10	2010/11	2011/12	2012/13	2013/14	2014/15	2015/16
FTE Student							
Fall Total	237	199	176	153	113	129	131
U/G	237	199	176	153	113	129	131
Grad	0	0	0	0	0	0	0
Spring Total	181	203	159	154	106	104	120
U/G	181	203	159	154	106	104	120
Grad	0	0	0	0	0	0	0
Average	209	201	168	154	109	117	126
FTE Faculty	7.7	8.4	7.3	7.9	7.4	5.5	5.5
FT Fac	8	8	8	8	8	5	5
PT Fac	7	7	6	8	5	5	5
S/F	30.7	23.7	24.1	19.4	15.2	21	22.8
Major Headcount							
Fall							
U/G	59	34	40	28	25	14	12
Grad	0	0	0	0	0	0	0
Fall Total	59	34	40	28	25	14	12
Spring							
U/G	47	35	38	28	17	10	19
Grad	0	0	0	0	0	0	0
Spring Total	47	35	38	28	17	10	19
Degrees Granted							
Bachelor's	13	8	10	7	11	5	
Master's	0	0	0	0	0	0	
Fall Data							
New Freshmen	3	1	1	3	0	1	1
New Transfers	6	1	7	4	2	3	2
New Grad Students	0	0	0	0	0	0	0

Academic Programs and Enrollment - Fall 2015 & Spring 2016

Major

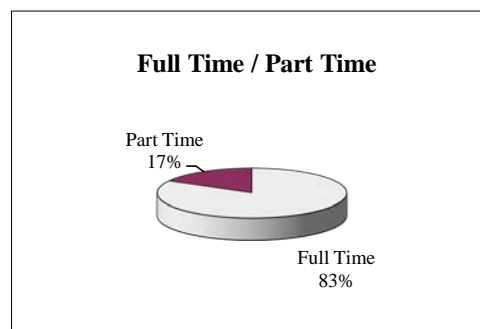
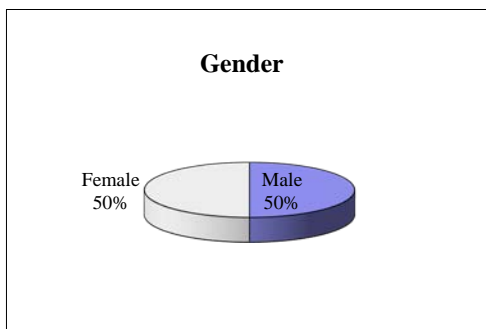
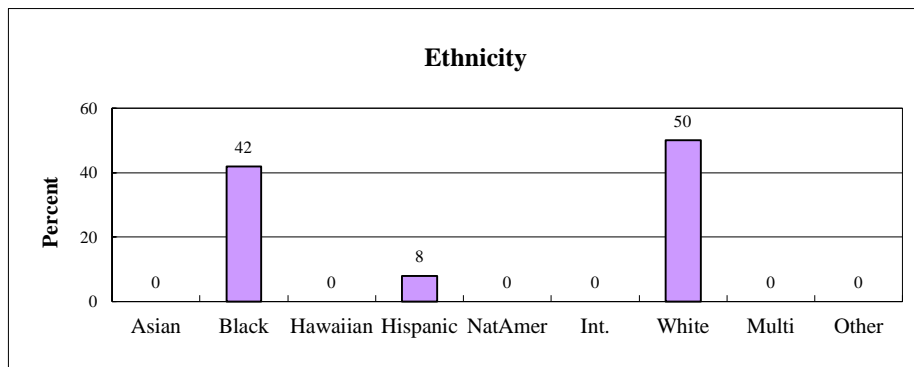
Fall 2015 Spring 2016

HUM	Humanities	BA	0	0
PHI	Philosophy	BA	12	19

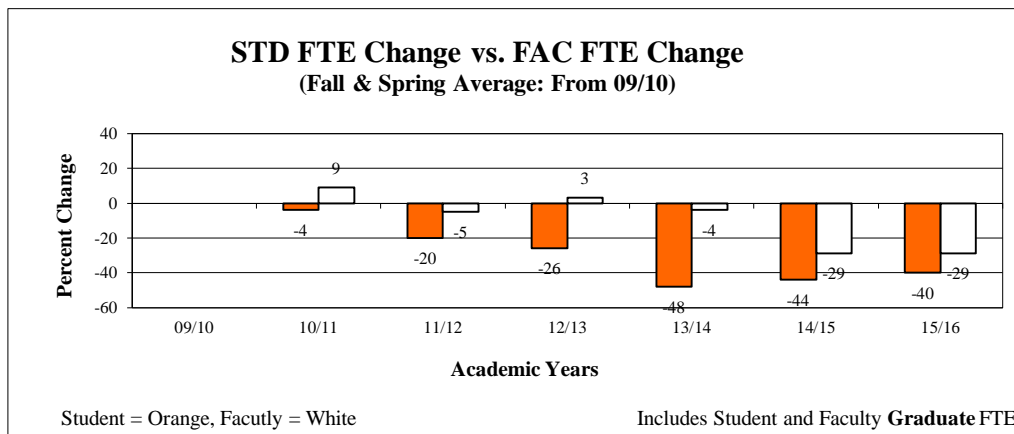
Minor

ETH	Ethics		1	0
REL	Religious Studies		13	9
PHI	Philosophy		10	15

FALL STUDENT PROFILE



PERCENT CHANGE IN STUDENT AND FACULTY FTE



Faculty Listing: FTE Students

Department Name	Line #	Budgeted Title	Budgeted FTE	Fall 2011	Spr. 2012	Fall 2012	Spr. 2013	Fall 2013	Spr. 2014	Fall 2014	Spr. 2015	Fall 2015	Spr. 2016
Philosophy and Humanities													
	62359	Lecturer	0.1							6		6.4	7
	21623	Asst Professor	1.0	9	2	9	2	7	2.6	16.6	9.2	9.4	12.2
	23411	Asst Professor	1.0	15.4	17.4	15.4	17.4	15.4	14.4	17.2	15.4		
	62939	Lecturer	0.3	20.6	22	20.6	22	21.8	18	16.67	20.26	14.53	19.27
	21058	Asst Professor	1.0	11.6	5.4	11.6	5.4	3		13.4	1.8	11.8	5.2
	62010	Lecturer	1.0	6.8	14.28	6.8	14.28	12.4	12	19.13	27	27.8	25.6
	21547	Professor	0.0	14.8	5.6	14.8	5.6	15.6	6	retired			
	23427	Asst Professor Chair	0.5 0.5	12.8	10.2	12.8	10.2	8	14.4	3.6		5.2	
	21486	Dst. Professor	0.0	5.6	6.27	5.6	6.27		1	retired			
	62570	Lecturer	0.2		4		4	11.4	17.8	18.2	18	10.53	16.6
	62459	Lecturer	0.2	7.4	8.6	7.4	8.6	7.8	6.8	18	12.6	14.6	9
	62250	Lecturer	0.1									13.4	7.4
	62094	Professor	0.0	LWP	9	LWP	9	8.8		retired			
	21552	Professor	0.0	9	17.2	9	17.2			retired			
	62876	Lecturer	0.2									17	17.4
5 Full Time, 5 Part Time, Fall Instructional FTE:			5.5	Philosophy & Humanities Department								130.7	119.7

* not primary teaching department

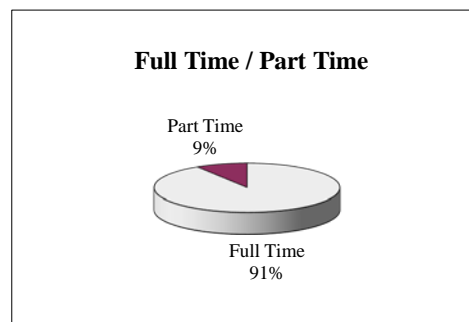
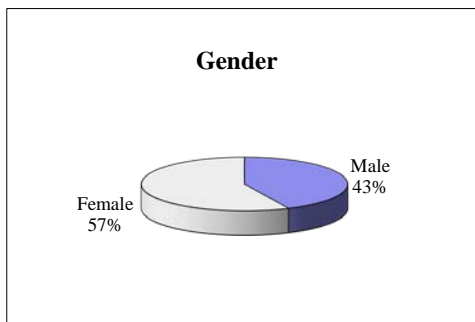
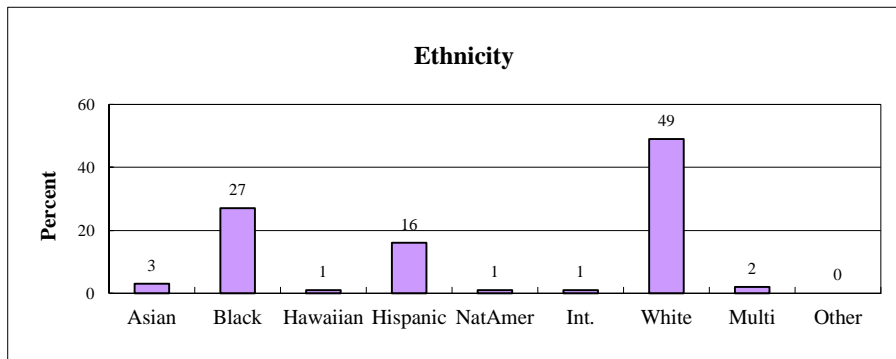
	2009/10	2010/11	2011/12	2012/13	2013/14	2014/15	2015/16
FTE Student							
Fall Total	221	265	225	269	265	239	187
U/G	221	265	225	269	265	239	187
Grad	0	0	0	0	0	0	0
Spring Total	244	255	263	245	215	195	178
U/G	244	255	263	245	215	194	178
Grad	0	0	0	0	0	1	0
Average	232	260	244	257	240	217	183
FTE Faculty	9.7	9.8	9.8	10.6	10.1	10.3	10.7
FT Fac	9	9	9	8	8	9	9
PT Fac	7	7	9	11	12	8	9
S/F	22.7	27.0	22.9	25.4	26.2	21.1	17.1
Major Headcount							
Fall							
U/G	133	152	145	132	112	103	109
Grad	0	0	0	0	0	0	0
Fall Total	133	152	145	132	112	103	109
Spring							
U/G	147	153	155	136	116	93	100
Grad	0	0	0	0	0	0	0
Spring Total	147	153	155	136	116	93	100
Degrees Granted							
Bachelor's	31	36	16	47	22	35	
Master's	0	0	0	0	0	0	
Fall Data							
New Freshmen	28	30	17	12	10	16	26
New Transfers	17	10	8	8	3	3	11
New Grad Students	0	0	0	0	0	0	0

Academic Programs and Enrollment - Fall 2015 & Spring 2016

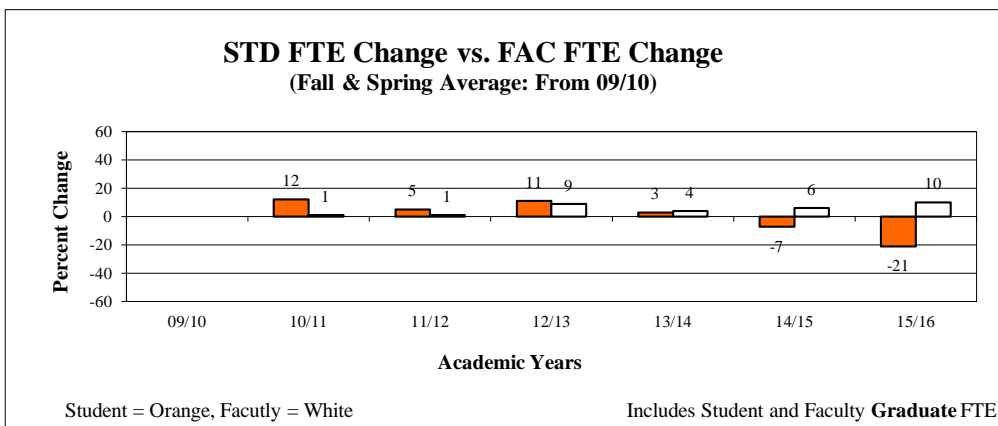
<u>Major</u>			<u>Fall 2015</u> <u>Spring 2016</u>	
ALT	Arts and Letters	BA	25	29
THA	Theater	BA	84	71
<u>Minor</u>				
THA	Theater		29	36
DAN	Dance		17	15

Department: Theater (Graphics reflect undergraduate enrollment only)

FALL STUDENT PROFILE



PERCENT CHANGE IN STUDENT AND FACULTY FTE



Faculty Listing: FTE Students

Department Name	Line #	Budgeted Title	Budgeted FTE	Fall 2011	Spr. 2012	Fall 2012	Spr. 2013	Fall 2013	Spr. 2014	Fall 2014	Spr. 2015	Fall 2015	Spr. 2016	
Theater														
Beckley, C.	21357	Asso Professor	1.0	3.2	7.4	3.2	7.4	4.2	6.4	5	5	14.8	16.4	
Boucher, R.	62563	Lecturer	0.2					23.8	14	35.4	24	16	15.8	
Chase, A.	28795	Staff Associate	0.0	9.4	9.8	9.4	9.8	8.4	9.8	9.4	8.8	7.6	5.8	
Emo, A. R.	21323	Asst Professor	0.5	11.33	6.06	11.33	6.06	9.46	5.27	8.4	3	10.94	4.67	
		Chair	0.5											
Fire, E	28846	Staff	0.0	1.61	0.6	1.61	0.6	1.34	0.74	1.74	0.66	2.07	1.93	
Forbes, S.	62573	Lecturer	0.1										2	
Guarino, J. A.	62515	Lecturer	1.0	17.93	11.13	17.93	11.13	15.33	14.87	13.6	13.6		15.33	
Haykel, S.	62778	Lecturer	0.1										3	
Hershberg, J.	none	Staff	0.0										1.2	
Jones, C. R.	23466	Lecturer	0.5	7.47	5.73	7.47	5.73	7.47	11.47	26.27	retired	0.47		
Kahn A. J.	21518	Asso Professor	1.0	7.6	4.6	7.6	4.6	3.4		2.4	0.78	2.2	2.4	
Lambert, M	62840	Lecturer	0.2	7.87	16.2	7.87	16.2	9.6	12.14	14.93	13.33	21.6	14.6	
Lipa-Ciotta	62882	Lecturer	0.1									2.6		
McLaughlin	62051	Lecturer	0.2	26.2	15	26.2	15	27.6	17.8	18.2	26.6	11	14	
Moltane, P.	62965	Lecturer	0.1									8	7.6	
Moss, A.	23395	Lecturer	1.0							6	5.8	8.4	9.8	
Porter, M	62315	Lecturer	0.3	18.2	17.6	18.2	17.6	17.4	17.4	14.8	13.8	15.8	19.4	
Quinn, N.	21724	Lecturer	1.0									10.2	3.27	
Reed, J.	21657	Asst Professor	1.0	9.73	15.47	9.73	15.47	9.93	11.53	15.2	15.27	13.07	13.67	
Rinelli, L. M.	62710	Lecturer	0.2	14.6	11.6	14.6	11.6	7.27	16	10.67	15.73	11.4		
Schwartz, R.	20847	Tech Director	0.0	0.66	0.79	0.66	0.79	0.59	1.07	1.2	0.66	0.66	2.07	
Shaw, K	62285	Lecturer	0.1							23.8	10.2	8	1.6	
Toohy, J.	21705	Asst Professor	1.0					5.8	5.6	7.2	18	12	6.8	
VanOsch, M.	62969	Lecturer	0.1									3.2	8.93	
Youngstrom, D. M.	21377	Asst Professor	1.0	9.8	8.6	9.8	8.6	3.73	5.2	5.93	4.2	7.2	7.6	
9 Full Time, 9 Part Time, Fall Instructional FTE:			10.7	Theater Department									187.2	177.9

* not primary teaching department