



Department Data Book
School of Education
2015-2016

Buffalo State
State University of New York

SECTION I

Academic Program Inventory

The Academic Program Inventory is a compilation of all approved undergraduate and graduate degree programs at the college arranged by the department responsible for the program. Program majors are listed both by the SUCB curriculum and program name, and by the Albany program title.

SECTION II

Department Fact Sheets

The Department Fact Sheets present comparable data on a number of variables pertaining to academic departments. The information is collected routinely through many offices, but the fact sheet is the only summary of these data. Departments are arranged alphabetically within Faculty.

Definition of Terms

- Academic Programs: The local titles and curriculum codes of degree programs administered by the department. All fact sheet data relate only to these programs.
- FTE Student: Full-Time Equivalent Student is a standardized measure of academic activity. The
$$\frac{\text{Undergraduate Credit Hours Consumed}}{15} + \frac{\text{Graduate Credit Hours Consumed}}{12}$$
- FTE Faculty: The sum of the instructional FTE (Department Chairs = 0.5 Instructional FTE) for
- S/F: Student Faculty Ratio =
$$\frac{\text{FTE Students}}{\text{FTE Faculty}}$$
- Major: Number of majors committed to all department programs, graduate and undergraduate, for the Fall Semester.
- Degrees Granted: The number of undergraduate degrees granted between July 1 and June 30 of the following year. Example: Under the 14/15 column, all degrees granted between July 1, 2014 and June 30, 2015 are included.
- New Freshman: The number of new freshman registering at SUCB during the academic year.
- New Transfer: The number of new transfer students registering at SUCB during the academic year.
- Student Profile: Ethnicity, Gender and Full Time/Part Time statistics by department.
- Trend Line: The percentage change in FTE faculty and FTE students is based on the 2009-10 academic year as a baseline.

SECTION III

Faculty Listings

The Faculty Listings is a budgetary accounting of the personnel resources allocated to each department. These listings are limited to charges against state purpose funds and consequently do not reflect the total departmental resources nor the complexity of faculty activity. Departments are arranged alphabetically within Faculty.

Definition of Terms

- Line #: Budgeted line number.
- Budgeted FTE: Each faculty position and, hence, each budgeted faculty line is designated as either full-time or part-time for the Fall Semester. A full-time line has the designation 1.00 FTE. A part-time line has a value less than 1.0 (usually .125, .25, or .50). For faculty who had student FTE in Spring 2016 only, the budgeted FTE were listed but not counted as part of the departmental total.
- FTE Student: See FTE STD in Department Fact Sheets (Section II).

ACADEMIC PROGRAM INVENTORY BY DEPARTMENT WITHIN SCHOOL

SCHOOL OF ARTS AND HUMANITIES		SUCB			ALBANY	
		Code	Program	Degree	Title	
CNS	ART CONSERVATION	CNS	Conservation of Historic & Art Works	MA	Art Conservation	
		CNS	Art Conservation	CAS	Art Conservation	
AED	ART EDUCATION	AED	Art Education	BS	Art Education k-12	
		AED	Art Education	MS Ed	Art Education k-12	
		AED	Art Education Birth-12 Post Bac, Certifi	CAS	Art Education	
COM	COMMUNICATION	COM	Communication Studies	BA	Communication Media	
		COMW	Pre-Communications	BA	Pre Communications	
		JBS	Journalism	BA	Broadcasting	
		MDP	Media Production	BA	Media Production	
		PCM	Public Communication	BA	Public Communication	
		TFA	Television and Film Arts	BA	Television and Film	
		TVA	Television Arts	BA	Television Arts	
DES	DESIGN	CER	Ceramics	BFA	Design	
		CMD	Communication Design	BS	Design	
		FIB	Fibers	BFA	Design	
		MJD	Metals/Jewelry	BFA	Design	
		WFD	Wood/Furniture	BFA	Design	
ENG	ENGLISH	ENG	English	BS	English	
		ENS	English 7-12	BA	English 7-12	
		WRT	Writing	BA	English	
		ENG	English	MA Ed	English 7-12	
		ENS	English 7-12	MSED	English Education 7-12	
		ENGW	Pre-English		Pre English	
FAR	FINE ARTS	ART	Art	BA	Art	
		ARH	Art History	BA	Art History	
		FARW	Pre-Fine Arts			
		UNC	BFA Uncommitted			
		PTG	Painting	BFA	Painting	
		PHO	Photography	BFA	Photography	
		PRT	Printmaking	BFA	Printmaking	
		SCL	Sculpture	BFA	Sculpture	
INT	INTERIOR DESIGN	INT	Interior Design	BFA	Interior Design	
MCL	MODERN & CLASSIC LANGUAGES	FRS	French 7-12	BS	French 7-12	
		SPS	Spanish 7-12	BS	Spanish 7-12	
		FRE	French	BA	French	
		ITA	Italian	BA	Italian	
		SPA	Spanish	BA	Spanish	
		FRS	French 7-12 Post Bac. Certificate	CAS	French Education	
		SPS	Spanish 7-12 Post Bac. Certificate	CAS	Spanish Education	
MUS	MUSIC	MUS	Music	BA	Music	
		MUE	Music Education	Mus. B.	Music Education	
PHI	PHILOSOPHY & HUMANITIES	PHI	Philosophy	BA	Philosophy	
		HUM	Humanities	BA	Humanities	
THA	THEATER	ART	The Arts	BA	The Arts	
		THA	Theater	BA	Theatre	
		ALT	Arts & Letters	BA	The Arts	

Academic Program Inventory

<u>SCHOOL OF EDUCATION</u>		<u>SUCB</u>		<u>ALBANY</u>	
		<u>Code</u>	<u>Program</u>	<u>Degree</u>	<u>Title</u>
ADE	ADULT EDUCATION	ADE	Adult Education	MS	Adult Education
		ADE	Adult Education Certificate	CAS	Adult Education
		ADEW	Pre-Adult Education		Pre Adult Education
		HRD	Human Resource Development	GRCT ED	Human Resource Development
CTE	CAREER & TECHNICAL EDUCATION	BMEW	Pre-Business Marketing Education		Pre Business Marketing Education
		BME	Business & Marketing Education	BS	Business & Distributive Education
		CTEW	Pre-Career and Technical Education		Pre Career and Technical Education
		CTE	Career & Technical Education	BS	Career & Technical Education
		VTE	Vocational & Technical Ed	BS	Vocational Technical Education
		BME	Business & Marketing Education	MS Ed	Business & Marketing Education
		CTE	Career & Technical Education	MS Ed	Career & Technical Education
		BME	Business & Marketing Ed. Certificate	CAS	Business & Marketing Education
		CTE	Career Technology Ed. Post Bac. Cert.	CAS	Career & Technical Education
		BMEW	Pre-Business & Marketing Education		Pre Business Marketing Education
		CTEW	Pre-Career & Technical Education		Pre Career and Technical Education
		FCS	Family & Consumer Sciences Ed.	BS	Family & Consumer Sciences Ed.
		EDU	ELEMENTARY EDUCATION & READING	CEDW	Pre-Elementary Education
CED	Childhood Education			BS	Childhood Education
ECE	Early Childhood Education			BS	Early Childhood Education
ECC	Early Child & Education			BS	Early childhood & Childhood Ed
ELEW	Pre-Elementary Education				Pre Elementary Education
CEN	Childhood Education & English 7-9			BS	Childhood Education & English
CIT	Childhood Education Italian			BS	Childhood Education & Italian
CMT	Childhood Education & Math 7-12			BS	Childhood Education & Math
CSS	Childhood Education Social Studies			BS	Childhood Education & Social Studies
CSH	Childhood Education & Spanish			BS	Childhood Ed & Spanish
CEC	Childhood and Early Childhood Ed			MS Ed	Childhood & Early Childhood Ed
ELE	Elementary Education			MS Ed	Elementary Education N-9
CUR	Curriculum & Instruction			MS Ed	Curriculum & Instruction
ECP	Ed Leadership SBL/SDL			CAS Ed	Educational Leadership
ECT	Early Childhood Education			MS Ed	Early Childhood Education
CET	Childhood Education			MS Ed	Childhood Education
ENS	Early Sec. English			MS Ed	English N-9
MTS	Early Sec. Mathematics			MS Ed	Mathematics N-9

Academic Program Inventory

		<u>SUCB</u>		<u>ALBANY</u>	
<u>SCHOOL OF EDUCATION</u>		<u>Code</u>	<u>Program</u>	<u>Degree</u>	<u>Title</u>
EDU	ELEMENTARY EDUCATION & READING	ESS	Early Sec. Science	MS Ed	General Science N-9
		SSS	Early Sec. Social Studies	MS Ed	Social Studies N-9
		FRS	Early Sec. French	MS Ed	French N-9
		SPS	Early Sec. Spanish	MS Ed	Spanish N-9
		RDG	Reading	MPS	Reading Teacher
		LTS	Literacy Spec. 5-12	MS Ed	Literacy Spec. 5-12
		RDG	Reading	MS Ed	Reading Teacher
		LTB	Literacy Spec. Birth-6	MS Ed	Literacy Spec. Birth-6
		CED	Childhood Education	MS Ed	Childhood Education
		ECE	Early Childhood Education	MS Ed	Early Childhood Education
		ELE	Elementary Education Post Bac. Certific: CAS		Elementary Education Pre k-6
		CED	Childhood Education Post Bac. Certifica CAS		Childhood Education
		CED	Child Ed. & Early Child Ed. Post Bac. C CAS		Childhood Education 1-6
		RDGW	Pre-Elementary Educationa & Reading		Pre-Elementary Educationa & Reading
		EDLW	Pre Educational Leadership		Pre Educational Leadership
		CURW	Pre Curriculum & Instruction		Pre Curriculum & Instruction
		ECTW	Pre-Childhood Education w/certification		Pre-Childhood Education w/certification
		ENSW	Pre-Elementary Ed. & Early Sec.: English		Pre-Elementary Ed. & Early Sec.: English
		MTSW	Pre-Elementary Ed. & Early Sec.: Math		Pre-Elementary Ed. & Early Sec.: Math
		ESSW	Pre-Elementary Ed. & Early Sec.: Science		Pre-Elementary Ed. & Early Sec.: Science
		SSSW	Pre-Elementary Ed. & Early Sec. Social Studies		Pre-Elementary Ed. & Early Sec. Social Stu
		FRSW	Pre-Elementary Ed & Early Sec. French		Pre-Elementary Ed & Early Sec. French
		SPSW	Pre-Elementary Ed & Early Sec. Spanish		Pre-Elementary Ed & Early Sec. Spanish
		RDGW	Pre-Reading Professional Studies		Pre-Reading Professional Studies
		RDGW	Pre-Reading		Pre-Reading
		LTBW	Pre-Literacy Spec. Birth-6		Pre-Literacy Spec. Birth-6
		CEDW	Pre-Childhood Education		Pre-Childhood Education
		ECEW	Pre-Early Childhood Education		Pre-Early Childhood Education
		EDL	Educational Leadership	CAS	Educational Leadership
		RDG	Reading	MPS	Reading

Academic Program Inventory

<u>SCHOOL OF EDUCATION</u>		<u>SUCB</u>		<u>ALBANY</u>	
		<u>Code</u>	<u>Program</u>	<u>Degree</u>	<u>Title</u>
EXE	EXCEPTIONAL EDUCATION	EXE	Teachers of Exceptional Ed & El. Ed	BS Ed	Special Education
		EXE	Exceptional Education	BS Ed	Special Education
		EXEW	Pre-Exceptional Education		Pre Exceptional Education
		BXE	Teaching Bilingual Except Individual	MS Ed	Teaching Bilingual Except Individual
		EXD	Exceptional Education	MS Ed	Special Education
		EXC	Special Education Early Childhood	MS Ed	Special Education
		EXC	Special Education Childhood	MS Ed	Special Education
		EXA	Special Education Adolescence	MS Ed	Special Education
		EXS	Stu w/Dis SWD Generalist 7-12	MS Ed	Student w/Disability 7-12
		XCE	Special Education: Childhood E	MS Ed	Special Education: Childhood E
		XCEW	Pre-Spec Ed: Childhood Educa		Pre-Spec Ed: Childhood Educa
		XCH	SWD Gen 7-12 & 7-12 Chemistry	MS Ed	SWD Gen 7-12 & 7-12 Chemistry
		XEN	SWD Gen 7-12 & 7-12 Eng Lang	MS Ed	SWD Gen 7-12 & 7-12 Eng Lang
		XMT	SWD Gen 7-12 & 7-12 Math	MS Ed	SWD Gen 7-12 & 7-12 Math
		XSO	SWD Gen 7-12 & 7-12 Soc Stud	MS Ed	SWD Gen 7-12 & 7-12 Soc Stud
		EXAW	Pre-Special Ed: Adolescence		Pre Special Ed: Adolescence
		BXEW	Pre-Exceptional Education, bilingual		Pre-Exceptional Education, bilingual
		EXDW	Pre-Exceptional Education		Pre-Exceptional Education
		EXCW	Pre-Special Education Early Childhood		Pre-Special Education Early Childhood
		EXCW	Pre-Special Education Childhood		Pre-Special Education Childhood
		EXAW	Pre-Special Education Adolescence		Pre-Special Education Adolescence

Academic Program Inventory

		<u>SUCB</u>		<u>ALBANY</u>	
<u>SCHOOL OF NATURAL & SOCIAL SCIENCES</u>		<u>Code</u>	<u>Program</u>	<u>Degree</u>	<u>Title</u>
ANT	ANTHROPOLOGY	ANT	Anthropology	BA	Anthropology
BIO	BIOLOGY	BGS	Biology Education 7-12	BS	Biology Education 7-12
		BGX	Biology 5-12	BS	Biology 7-12
		BIO	Biology	BA	Biology
		BIO	Biology	MA	Biology
		BIS	Secondary Education: Biology	MS Ed	Biology 7-12
		BGS	Biology 7-12 Post Bac. Certificate	CAS	Biology Education 7-12
		BGX	Biology 5-12 Post Bac. Certificate	CAS	Biology Education 7-12 5-6 EXT
		BLOW	Pre-Biology		
CHE	CHEMISTRY	CGS	Secondary Education: Chemistry	BS	Chemistry 7-12
		CGS	Chemistry Education 7-12	BS	Chemistry Education 7-12
		CGX	Chemistry 5-12 General Sci 7-12	BS	Chemistry 5-12 General Sci 7-12
		CHE	Chemistry	MS Ed	Chemistry 7-12
		FRC	Forensic Chemistry	BS	Forensic Chemistry
		FSC	Forensic Science	MS	Forensic Science
		FRCW	Pre-Forensic Chemistry		Pre Forensic Chemistry
		CHE	Chemistry	MA	Chemistry
		CHS	Secondary Education: Chemistry	MS Ed	Chemistry 7-12
		CGS	Chemistry 7-12 Post Bac. Certificate	CAS	Chemistry Education 7-12
		CGX	Chemistry 5-12 Post Bac. Certificate	CAS	Chemistry Education 7-12 5-6 EXT
		CHEW	Pre Chemistry		Pre Chemistry
ENS	EARTH SCIENCES & SCIENCE EDUCATION	EGS	Secondary Education: Earth Science	BS	Earth Science 7-12
		EGS	Earth Science Education 7-12	BS	Earth Science Education 7-12
		GEO	Geology	BA	Geology
		EAS	Earth Sciences	BS	Earth Sciences
		EGS	General Science Secondary Education	MS Ed	General Science Secondary Education
		EAS	Secondary Education: Earth Science	MS Ed	Earth Science 7-12
		EGS	Earth Science 7-12 Post Bac. Certificate	CAS	Earth Science Education 7-12
		EGX	Earth Science 5-12 Post Bac. Certificate	CAS	Earth Science Education 7-12 5-6 EXT
		SEA	Science Ed: Earth Sci 7-12	MS Ed	Science Ed: Earth Sci 7-12
		EGSW	Pre-Earth Sciences Education		Pre Earth Sciences Ed

Academic Program Inventory

		<u>SUCB</u>		<u>ALBANY</u>	
<u>SCHOOL OF NATURAL & SOCIAL SCIENCES</u>		<u>Code</u>	<u>Program</u>	<u>Degree</u>	<u>Title</u>
ECO	ECONOMICS & FINANCE	ECO	Economics (BS)	BS	Economics
		ECO	Economics (BA)	BA	Economics
		AEC	Applied Economics	MA	Applied Economics
GEG	GEOGRAPHY & PLANNING	GEG	Geography	BA	Geography
		URP	Urban Regional Analysis & Planning	BS	Urban Regional Analysis & Planning
HWE	HEALTH, NUTRITION & DIETETICS	HEW	Health Nutrition & Dietetics	BS	Health Nutrition & Dietetics
HIS	HISTORY & SOCIAL STUDIES EDUCATION	SSS	Secondary Education: Social Studies	BS	Social Studies 7-12
		SSS	Social Studies Education 7-12	BS	Social Studies Education 7-12
		SSX	Social Studies Education 5-12	BS	Social Studies Education 5-12
		HIS	History	BA	History
		HIS	History	MA	History
		MST	Museum Studies	GRCT	Museum Studies
		MST	Museum Studies	MA	Museum Studies
		SSS	Secondary Education: Social Studies	MS Ed	Social Studies 7-12
		SSS	Social Studies Education 7-12	MS Ed	Social Studies Education 7-12
		SSS	Social Studies Ed. 7-12 Post Bac. Cert.	CAS	Social Studies Education 7-12
		SSX	Social Studies Ed. 5-12 Post Bac. Cert.	CAS	Social Studies Education 7-12 5-6 EXT
MAT	MATHEMATICS	HISW	Pre-Social Studies and History		
		AMT	Applied Mathematics	BS	Applied Mathematics
		MAT	Mathematics (BA)	BA	Mathematics
		MAT	Mathematics (BS)	BS	Mathematics 7-12
		MTS	Secondary Education: Math	BS	Mathematics 7-12
		ACM	Prof Appl Computational Math	MS	Prof Appl Computational Math
		ACMW	Pre-Prof Applied & Comp Math		Pre-Prof Applied & Comp Math
		MTS	Secondary Education: Mathematics	MS Ed	Mathematics 7-12
		MTS	Mathematics 7-12 Post Bac. Certificate	CAS	Mathematics Education 7-12
		MTX	Mathematics 5-12 Post Bac. Certificate	CAS	Mathematics Education 7-12 5-6 EXT
		MTSW	Pre-Secondary Education: Math		

Academic Program Inventory

		<u>SUCB</u>		<u>ALBANY</u>	
<u>SCHOOL OF NATURAL & SOCIAL SCIENCES</u>		<u>Code</u>	<u>Program</u>	<u>Degree</u>	<u>Title</u>
PHY	PHYSICS	PGS	Secondary Education: Physics	BS	Physics 7-12
		PGS	Physics Education 7-12	BS	Physics Education 7-12
		PHY	Physics (BA)	BA	Physics
		PHY	Physics (BS)	BS	Physics
		PHA	Physics Education 7-12, Altern	MS Ed	Physics Education 7-12, Altern
		PHS	Physics Education 7-12	MS Ed	Physics Education 7-12
		PGS	Physics 7-12 Post Bac. Certificate	CAS	Physics Education 7-12
		PGX	Physics 5-12 Post Bac. Certificate	CAS	Physics Education 7-12 5-6 EXT
		PSC	POLITICAL SCIENCE	PSC	Political Science
PMG	Public Management			GRCT	Public Management
PNM	Public and Nonprofit Mgmt			MPA	Public and Nonprofit Mgmt
PNMW	Pre-Public and Nonprofit Mgt				Pre-Public and Nonprofit Mgt
PSY	PSYCHOLOGY	PSY	Psychology (BA)	BA	Psychology
		PSY	Psychology (BS)	BS	Psychology
SOC	SOCIOLOGY	SOC	Sociology (BA)	BA	Sociology
		SOA	Applied Sociology	BS	Sociology

Academic Program Inventory

		<u>SUCB</u>		<u>ALBANY</u>	
<u>SCHOOL OF PROFESSIONS</u>		<u>Code</u>	<u>Program</u>	<u>Degree</u>	<u>Title</u>
BUS	BUSINESS	BSA	Business Administration	BS	Business Administration
		BSAW	Pre-Business		Pre Business
		BUS	Business Studies	BS	Special Studies
CIS	COMPUTER INFORMATION SYSTEMS	CISW	Pre-Computer Information Systems		Pre Computer Information Systems
		CIS	Computer Information Systems	BS	Computer Information Systems
		EDC	Educational Computing	MS Ed	Educational Computing
		EDCW	Pre-Educational Computing		
		EDT	Educational Technology	Ms Ed	Educational Technology
		EDTW	Pre-Educational Technology		Pre Educational Technology
CRS	CENTER FOR STUDIES IN CREATIVITY	CRS	Creative Studies	MS	Creative Studies
		CRT	Creative Studies Certificate	CAS	Creativity & Change Leadership
		CRSW	Pre-Creative Studies		
CRJ	CRIMINAL JUSTICE	CRJW	Pre-Criminal Justice		Pre Criminal Justice
		CRJ	Criminal Justice	BS	Criminal Justice
		CRJ	Criminal Justice	MS	Criminal Justice
		CRJW	Pre-Criminal Justice		
ENT	ENGINEERING TECHNOLOGY	TED	Technology Education	BS	Technology Education
		TEC	Industrial Technology	BS	Industrial Technology
		ETP	Electronics: Power & Machines	BTECH	Engineering Tech: Power & Machines
		ETE	Electronics: Electronics	BTECH	Engineering Technology: Electricity
		ETS	Elec Engineering Tech/Smart Grid	BS	Elec Engineering Tech/Smart Grid
		MET	Mechanical Engineering Technology	BTECH	Mechanical Engineering Technology
		ETP	Electrical Engineering Tech, Power and	BS	Engineering Tech: Power & Machines
		ETE	Electrical Engineering Tech, Electronics	BS	Engineering Technology: Electricity
		MET	Mechanical Engineering Technology	BS	Mechanical Engineering Technology
		TED	Technology Education	MS Ed	Technology Education
		IDT	Industrial Technology	MS	Industrial Technology
		TED	Technology Ed. Post Bac. Certificate	CAS	Technology Education
		TEDW	Pre-Technology Education		
		IDTW	Pre-Industrial Technology		
FTT	FASHION TECHNOLOGY	FTT	Fashion	BS	Fashion Technology
NFS	DIETETICS	DIE	Dietetics	BS	Dietetics
		DIE	Dietetics	MS	Clinical Dietetics
HEA	HIGHER EDUCATION ADMINISTRATION	HEA	Higher Education Administration		Higher Ed/Student Affairs Adm
HTR	HOSPITALITY ADMINISTRATION	HTR	Hospitality Administration	BS	Hospitality Administration
SWK	SOCIAL WORK	SWKW	Pre-Social Work		Pre Social Work
		SWK	Social Work	BS	Social Work
SLP	SPEECH-LANGUAGE PATHOLOGY	SLP	Communication Disorders	BS	Communication Disorders
		SLP	Speech-Language Pathology & Audiology	BS	Speech-Language Pathology
		SLP	Speech-Language Pathology	BS Ed	Speech-Language Pathology
		SLP	Speech-Language Pathology	MS Ed	Speech-Language Pathology
		SLPW	Pre-speech-Language Pathology		

Academic Program Inventory

		<u>SUCB</u>		<u>ALBANY</u>	
<u>ADDITIONAL DESIGNATIONS</u>		<u>Code</u>	<u>Program</u>	<u>Degree</u>	<u>Title</u>
CPS	CONTINUING PROFESSIONAL STUDIES	SON	C/Ed - Other Institution Summer		
		CSC	Continuing Studies		
		JPS	High School - Head Start		
			Work Based Learning		
			English as a Second Language		
			High School Dual Credit		
			Early Middle College		
UNC	UNIVERSITY COLLEGE	CEDW	Undeclared-Childhood Education		
		FEX	Foreign Exchange		
		INS	Individualized Studies		
		NON	UG Non-Matriculated		
		OVS	Non-SUCB SUNY Overseas		
		PDG	Non-Matric Post Degree		
		SPP	Visiting Student		
UNC	Undeclared				
GRS	GRADUATE SCHOOL	MUL	Multidisciplinary Studies	MA	Multidisciplinary Studies
		MUL	Multidisciplinary Studies	MS	Multidisciplinary Studies
		HRD	Human Resource Development	CAS	Human Resource Development
		GIW	Grad International Workshop		Grad International Workshop
		GND	Graduate Non-Degree		Not in a Program
		MULW	Pre-multidisciplinary Studies, General		
		HAS	Pre-multidisciplinary Studies, Mgt Hm Svs		
		PMT	Post Masters		
		VST	Graduate - 1 Semester		
		HRD	Human Resource Development	CAS	Human Resource Development
		GND	Graduate Non-Degree		Not in a Program
		MULW	Pre-multidisciplinary Studies, General		
		HAS	Pre-multidisciplinary Studies, Mgt Hm Svs		
		PMT	Post Masters		
VST	Graduate - 1 Semester				

All College

	2009/10	2010/11	2011/12	2012/13	2013/14	2014/15	2015/16
FTE Student							
Fall	10056	9956	9824	9163	9203	9079	8,855
U/G	9114	8866	8966	8359	8431	8377	8213
Grad	942	1090	858	804	772	702	642
Spring	9376	9374	9039	7976	8400	8194	7454
U/G	8406	8421	8222	7240	7700	7540	6895
Grad	970	953	817	736	700	654	559
Average	9716	9665	9432	8569	8802	8637	8155
Fall FTE Faculty	467.4	463	445.7	445.7	466.4	430.0	437.2
FT Fac	425.0	425	403	412	415	386	381
PT Fac	412.0	399	408	430	426	453	466
S/F	21.5	22	22.0	20.6	19.7	20.1	18.7
Major Enrollment							
Fall							
U/G	9822	9788	10003	9731	9338	9316	9,187
Grad	1892	1907	1656	1483	1327	1176	1,143
Fall Total	11714	11695	11659	11214	10665	10492	10,330
Spring							
U/G	9152	9332	9149	8874	8555	8,458	8,263
Grad	1874	1679	1575	1293	1232	1,131	1,015
Spring Total	11026	11011	10724	10167	9787	9589	9,278
Degrees Granted							
Bachelor's	1800	1841	1906	1972	1970	1,841	
Master's	841	861	836	769	731	673	
Fall Data							
New Freshmen	1530	1467	1427	1355	1348	1875	1,892
New Transfers	1408	1323	1386	1283	1105	1039	977
New Grad Students	443	464	399	390	366	357	456

* Academic programs listed only include those programs with enrolled students

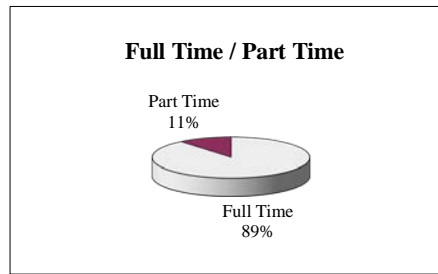
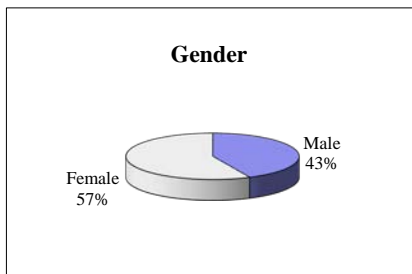
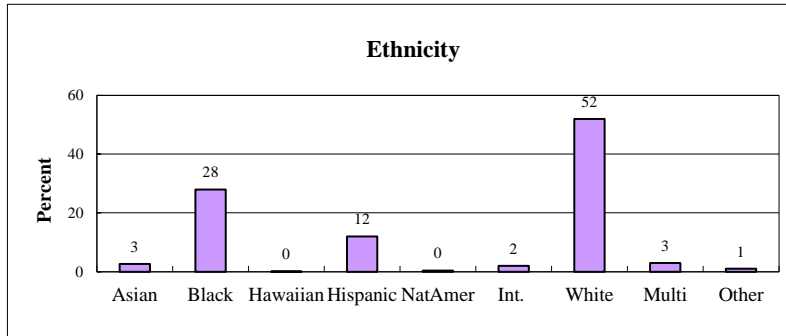
* New freshman include all first time students (committed and non-committed)

* New graduate students include non-matriculated status

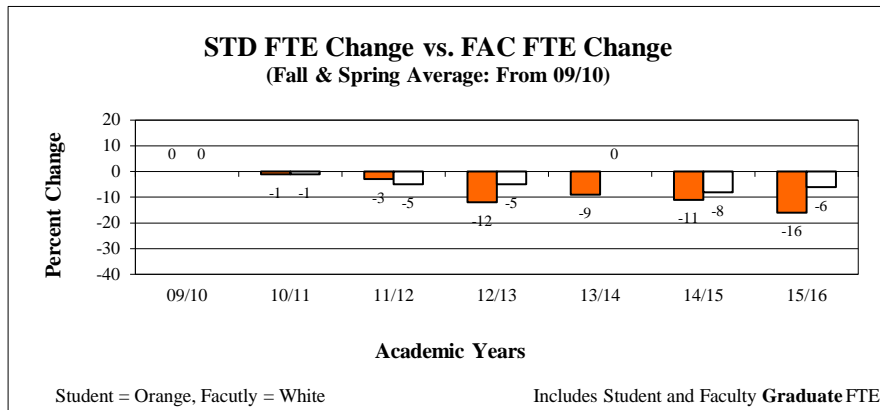
Academic Programs and Enrollment - Fall 2015 & Spring 2016

<u>Other Majors</u>		<u>Fall 2015</u>	<u>Spring 2016</u>
CSC	Continuing Studies	3	0
GND	Graduate Non-Degree	86	65
GIW	Graduate International Workshop	0	0
INL	International UG to GR	7	0
MUL	Multidisciplinary Studies	60	63
MULW	Pre-Multidisciplinary General	1	0
PMT	Post Masters	0	0
<u>Other Minors</u>		<u>Fall 2015</u>	<u>Spring 2016</u>
CDP	Community Diversity & Peace	1	1
COA	Coaching	46	48
EVS	Environment & Society	3	3
GLB	Global Studies	2	1
LDR	Leadership	22	25
UCE	Urban Civic Education	8	5
UST	Urban Studies	0	0
WGS	Women & Gender Studies	15	14
GRAND TOTAL HEADCOUNT		<u>Fall 2015</u>	<u>Spring 2016</u>
	UG	9,187	8,263
	Grad	1,143	1,015

STUDENT PROFILE



PERCENT CHANGE IN STUDENT AND FACULTY FTE



SCHOOL SUMMARY SHEET

University College

	2009/10	2010/11	2011/12	2012/13	2013/14	2014/15	2015/16
FTE Student							
Fall Total	778	302	698	463	564	338	1077
U/G	778	302	698	463	564	338	1077
Grad	0	0	0	0	0	0	0
Spring Total	598	547	556	354	466	426	467
U/G	597	547	556	354	466	426	467
Grad	1	0	0	0	0	0	0
Average	688	424	627	409	515	382	772
FTE Faculty	3	3	2.6	2.05	11.2	15.5	15.2
FT Fac	3	3	3	2	6	5	6
PT Fac	0	0	3	3	25	39	37
S/F	229.4	141.4	241.0	199.3	46.0	24.6	50.8
Major Headcount							
Fall							
U/G	1104	977	945	869	210	956	974
Grad	0	0	0	0	0	0	0
Fall Total	1104	977	945	869	210	956	974
Spring							
U/G	784	720	716	629	217	794	704
Grad	0	0	0	0	0	0	0
Spring Total	784	720	716	629	217	794	704
Degrees Granted							
Bachelor's	66	73	84	80	80	72	
Master's	0	0	0	0	0	0	
Fall Data							
New Freshmen	457	436	355	296	337	450	416
New Transfers	157	136	168	147	104	95	99
New Grad Students	0	0	0	0	0	0	0

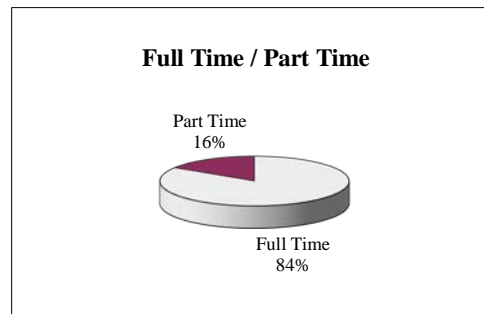
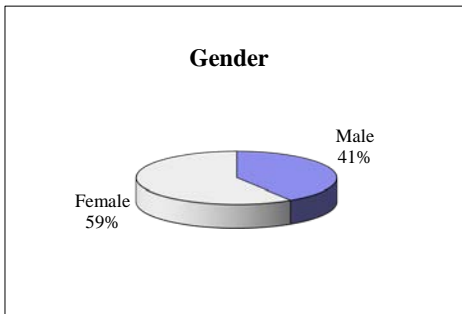
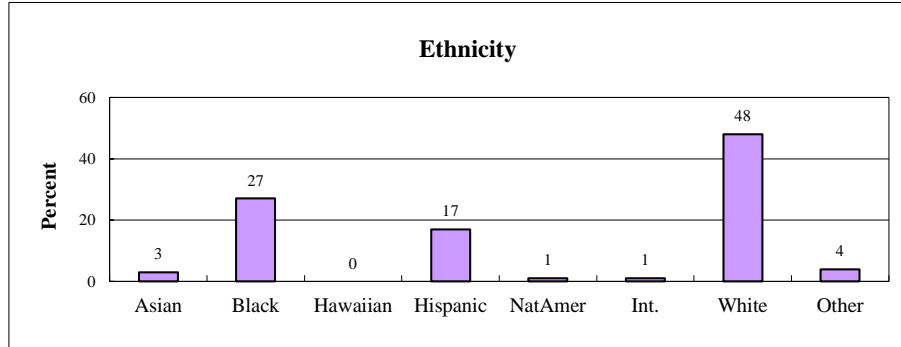
* Academic programs listed only include those programs with enrolled students.

* Bachelor's degrees granted include INS majors

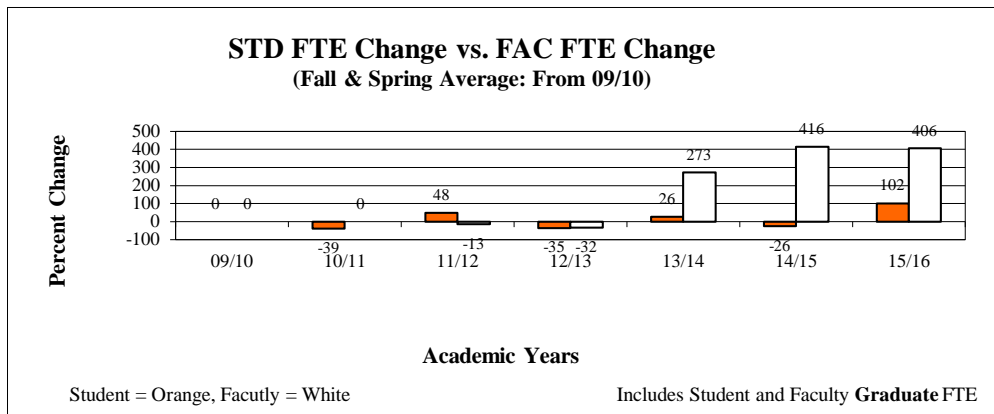
Academic Programs and Enrollment - Fall 2015 & Spring 2016

<u>Major</u>		<u>Fall 2015</u>	<u>Spring 2016</u>
UNC	BPS Pre-Childhood Ed	2	1
UNC	CEDW Undeclared-Childhood Education	82	46
	FEX Foreign Exchange	10	0
	INS Individualized Studies	128	149
	NON UG Non-Matriculated	94	90
	PDG Non-Matric Post Degree	3	3
UNC	Undeclared	655	415
	Other		
	CSC Continuing Studies/Contract Co	48	24
	JPS HS Jump Start	7	92
	CPS C/Ed - Other Institution Summe	0	0
	NSE National Student Exchange	6	0
	INL International UG-GR	0	8

STUDENT PROFILE



PERCENT CHANGE IN STUDENT AND FACULTY FTE



Department Name	Line #	Budgeted Title	Budgeted FTE	Fall 2011	Spr. 2012	Fall 2012	Spr. 2013	Fall 2013	Spr. 2014	Fall 2014	Spr. 2015	Fall 2015	Spr. 2016
O'Brien, A.	62194	Lecturer	0.30									15	
* Perez, L	23467	Associate Professor	0.00					0.93			0.6		1.8
Paige, S	21709	Lecturer	1.00					18.8	3.4		6.4	15	5
* Park, D.	62727	Lecturer	0.00									17.4	8.6
* Pennisi, A.	21069	Asst Professor	0.00									2.4	
Ramia, A	62658	Lecturer	0.10									4.8	
Reid, O.	62243	Lecturer	0.10										2.2
Reimann, S.	62423	Lecturer	0.20									6.2	
Reinhart, D.	20069	Assoc. Director	0.00									5	
Rochester-Mills, L	28838	Staff	0.00						1.6		2.8	8.8	3.6
* Saracino, S.	21007	Professor	0.00					3.6	3.4		2	5.8	2
* Schuetze-Pizarro, P.	21318	Professor	0.00										0.2
Scott, W	62503	Lecturer	0.30					17.8	16.8	retired	12.4	23.4	8.4
* Shaw-Burnette, M.	20095	Staff	0.00										0.2
Sideris, J.	62186	Lecturer	0.30									30	
* Singer, J.	21404	Professor	0.00									5	9.8
Slazak, B	62803	Staff	0.00					1.33	2.46		1.3	3.86	1.63
Stevens, E.	20820	Academic advisor	0.00									19.4	
Sullivan, J	62843	Lecturer	0.30					15	15		15	27.2	14.8
Sullivan, M	62494	Lecturer	0.30					14.6	29.6		14.6	29.8	15
Sweet, R.	62664	Lecturer	0.10									4.4	
Swiatek, E.	62619	Staff	0.00					0.67	1.27		0.67	3.07	
Thanos, R.	62855	Lecturer	0.30										10.6
Thering, A	62976	Lecturer	0.30									20.2	
* Toohey, J.	21705	Asst Professor	0.00									1.6	
Vara, J	62678	Lecturer	0.20					9.6	10		9.8	19.8	10
Wall, A.	21005	Professor	1.00									11.47	
Washington, S.	60671	Dir. McNaire Scholar Pgr	0.00									3.8	
Whipple, J	62614	Lecturer	0.20									23.2	16
Woods, L	62815	Lecturer	0.30					12	14.8		14.8	19.6	11
Woolverton, D	62913	Lecturer	0.30					13.8	15		15	30	15
Yaeger, D.	62667	Lecturer	0.10									28.4	15
* Yudess, J.	62284	Lecturer	0.00									5	
6 Full Time, 37 Part Time, Fall Instructional FTE:			15.2									1076.93	466.56

* not primary teaching department

SCHOOL SUMMARY SHEET

School of Education

	2009/10	2010/11	2011/12	2012/13	2013/14	2014/15	2015/16
FTE Student							
Fall	1251	1183	1401	1113	733	626	614
U/G	834	766	754	748	456	378	398
Grad	418	417	647	365	277	248	216
Spring	1233	1236	1218	1010	643	582	460
U/G	736	706	863	496	390	352	239
Grad	497	530	354	514	253	230	221
Average	1242	1210	1309	1061	688	604	537
FTE Faculty	78.4	74.8	66.75	60.0	62	55	55.2
FT Fac	67	61	54	53	50	47	48
PT Fac	72	79	72	85	65	47	50
S/F	15.8	16.2	19.6	17.7	11	10.9	9.7
Major Headcount							
Fall							
U/G	1148	1060	1076	1005	746	589	540
Grad	770	752	726	592	485	421	362
Fall Total	1918	1812	1802	1597	1231	1010	902
Spring							
U/G	1082	1012	1028	889	639	521	466
Grad	773	659	662	543	441	383	334
Spring Total	1855	1671	1690	1442	1080	904	800
Degrees Granted							
Bachelor's	283	271	256	202	220	159	
Master's	295	306	301	220	216	161	
Fall Data							
New Freshmen	33	34	34	30	23	27	72
New Transfers	128	137	118	123	67	58	44
New Grad Students	122	148	155	106	96	107	128

* Academic programs listed only include those programs with enrolled students.

Academic Programs and Enrollment - Fall 2015 & Spring 2016

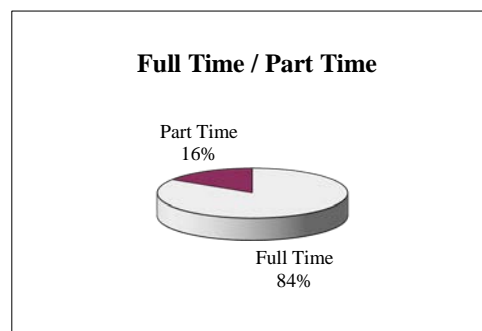
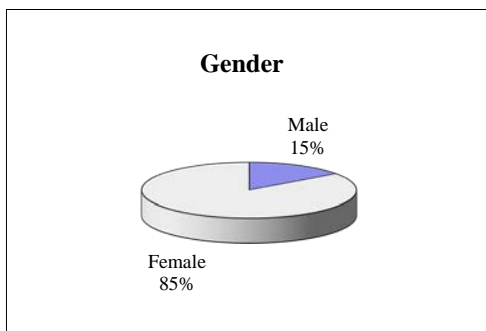
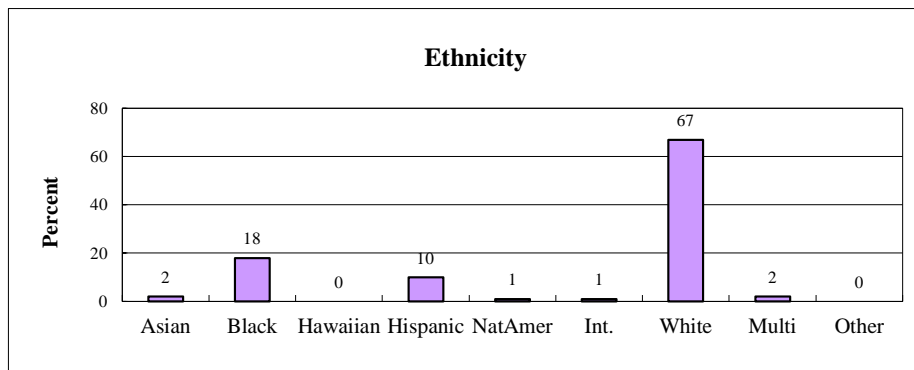
Major

Fall 2015 Spring 2016

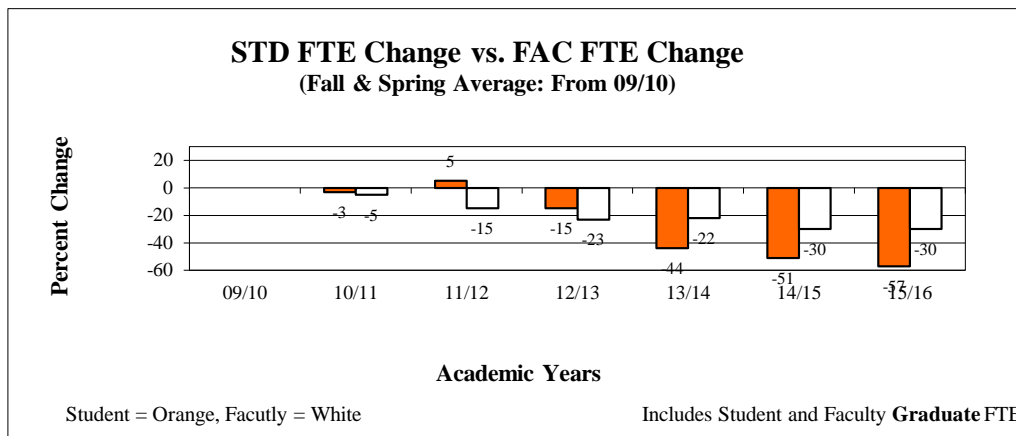
Undergraduate	540	466
Graduate	362	334

School of Education Graphics reflect undergraduate enrollment only)

FALL STUDENT PROFILE



PERCENT CHANGE IN STUDENT AND FACULTY FTE



**Undergraduate
Enrollment by School, Program and Status
Fall 2015**

Department	Major	Program	Major Description	FT	PT	Total
School of Education						
Career & Technical Ed	BME	BS-ED	Business and Marketing Ed	6	1	7
		UG-PBC-ED	Business and Marketing Ed	4	1	5
	BMEW	PREMAJ-ED	Pre-Business and Marketing Ed	19	1	20
	CTE	BS-ED	Career & Technical Education	9	6	15
		UG-PBC-ED	Career & Technical Education		2	2
	FCS	BS-ED	Family and Consumer Sci Edu	2	4	6
Career & Technical Ed Total				40	15	55
Elementary Education & Reading	CED	BS-ED	Childhood Education	128	10	138
	CEN	BS-ED	Childhood Education and Englis	11		11
	CMT	BS-ED	Childhood Education and Mathem	15		15
	CSH	BS-ED	Childhood Education and Spanis	2		2
	CSS	BS-ED	Childhood Education and Social	8		8
	ECC	BS-ED	Early Childhood and Childhood	98	8	106
	ECE	BS-ED	Early Childhood Education	69	9	78
	ELEW	PREMAJ-ED	Pre-Elementary Education	2	1	3
Elementary Education & Reading Total				333	28	361
Exceptional Education	EXE	BSED-ED	Tchrs Exceptnal Educ & Elem Ed	105	5	110
	EXEW	PREMAJ-ED	Pre-Exceptional Education	14		14
Exceptional Education Total				119	5	124
School of Education Totals				492	48	540

**Graduate
Enrollment by School, Program and Status
Fall 2015**

Department	Major Cd	Prog Code	Major Description	FT	PT	Total
School of Education						
Adult Education	ADE	GRCT-ED	Adult Education		3	3
		MS-ED	Adult Education	8	42	50
	HRD	GRCT-ED	Human Resource Development		5	5
Adult Education Total				8	50	58
Career & Technical Ed	BME	MSED-ED	Business and Marketing Ed	1		1
	CTE	MSED-ED	Career & Technical Education	3	16	19
Career & Technical Ed Total				4	16	20
Elementary Education & Reading	CEC	MSED-ED	Childhood & Early Childhood Ed	15	1	16
	CUR	MSED-ED	Curriculum & Instr	24	21	45
	CURW	GRPRE-ED	Pre-Curriculum & Instr		1	1
	ECP	CAS-ED	Ed Leadership SBL/SDL Combined	3	15	18
	EDL	CAS-ED	Educational Leadership	1	4	5
	LBT	MSED-ED	Literacy Specialist, Birth -12	13	22	35
Elementary Education & Reading Total				56	64	120
Exceptional Education	EXC	MSED-ED	Special Education: Early Child	3	21	24
	EXCW	GRPRE-ED	Pre-Spec Ed: Early Childhood		2	2
	EXS	MSED-ED	Stu w/Dis SWD Generalist 7-12	7	27	34
	XBI	MSED-ED	SWD Gen 7-12 & 7-12 Biology		1	1
	XCE	MSED-ED	Special Education: Childhood E	21	58	79
	XCEW	GRPRE-ED	Pre-Spec Ed: Childhood Educa	1	5	6
	XEN	MSED-ED	SWD Gen 7-12 & 7-12 Eng Lang	1	5	6
	XES	MSED-ED	SWD Gen 7-12 & 7-12 Earth Sci	1	1	2
	XMT	MSED-ED	SWD Gen 7-12 & 7-12 Math		3	3
	XSO	MSED-ED	SWD Gen 7-12 & 7-12 Soc Stud	2	5	7
Exceptional Education Total				36	128	164
School of Education Totals				104	258	362

**Underraduate
Enrollment by School, Program and Status
Spring 2016**

Dept	Major Code	Program	Description	FT	PT	Total
School of Education						
Career & Technical Ed	BME	BS-ED	Business and Marketing Ed	6	1	7
	BMEW	PREMAJ-ED	Pre-Business and Marketing Ed	12	1	13
		UG-PBC-ED	Business and Marketing Ed	3	1	4
	CTE	BS-ED	Career & Technical Education	10	7	17
		UG-PBC-ED	Career & Technical Education		2	2
	FCS	BS-ED	Family and Consumer Sci Edu		1	1
Career & Technical Ed Total				31	13	44
Elementary Education & Reading	CED	BS-ED	Childhood Education	120	7	127
	CEN	BS-ED	Childhood Education and Englis	10		10
	CMT	BS-ED	Childhood Education and Mathem	18	1	19
	CSH	BS-ED	Childhood Education and Spanis	1		1
	CSS	BS-ED	Childhood Education and Social	8		8
	ECC	BS-ED	Early Childhood and Childhood	80	5	85
	ECE	BS-ED	Early Childhood Education	66	6	72
Elementary Education & Reading Total				303	19	322
Exceptional Education	EXE	BSED-ED	Tchrs Exceptnal Educ & Elem Ed	85	3	88
	EXEW	PREMAJ-ED	Pre-Exceptional Education	12		12
Exceptional Education Total				97	3	100
School of Education Totals				431	35	466

**Graduate
Enrollment by School, Program and Status
Spring 2016**

Dept	Major Code	Program	Description	FT	PT	Total
School of Education						
Adult Education	ADE	GRCT-ED	Adult Education		2	2
		MS-ED	Adult Education	5	39	44
	HRD	GRCT-ED	Human Resource Development		5	5
Adult Education Total				5	46	51
Career & Technical Ed	BME	MSED-ED	Business and Marketing Ed		1	1
	CTE	MSED-ED	Career & Technical Education	3	14	17
	CTE	GRPRE-ED	Career & Technical Education	1		1
Adult Education Total				4	15	19
Elementary Education & Reading	CEC	MSED-ED	Childhood & Early Childhood Ed	17	1	18
	CECW	GRPRE-ED	Childhood & Early Childhood Ed	1	1	2
	CUR	MSED-ED	Curriculum & Instr	16	19	35
	ECP	CAS-ED	Ed Leadership SBL/SDL Combined	3	16	19
	EDL	CAS-ED	Educational Leadership	1	4	5
	LBT	MSED-ED	Literacy Specialist, Birth -12	19	21	40
	LBTW	GRPRE-ED	Pre-Literacy Specialist, B-12		1	1
Elementary Education & Reading Total				57	63	120
Exceptional Education	EXC	MSED-ED	Special Education: Early Child	1	21	22
	EXS	MSED-ED	Stu w/Dis SWD Generalist 7-12	12	17	29
	XBI	MSED-ED	SWD Gen 7-12 & 7-12 Biology		1	1
	XCE	MSED-ED	Special Education: Childhood E	17	60	77
	XCEW	GRPRE-ED	Pre-Spec Ed: Childhood Educa	1	2	3
	XEN	MSED-ED	SWD Gen 7-12 & 7-12 Eng Lang	2	1	3
	XES	MSED-ED	SWD Gen 7-12 & 7-12 Earth Sci		1	1
	XMT	MSED-ED	SWD Gen 7-12 & 7-12 Math	1	2	3
	XPH	MSED-ED	SWD GEN 7-12 & 7-12 Physics		1	1
	XSO	MSED-ED	SWD Gen 7-12 & 7-12 Soc Stud	2	2	4
Exceptional Education Total				36	108	144
School of Education Totals				102	232	334

**Undergraduate
Enrollment by School, Program, and Ethnicity
Fall 2015**

Department	Major	Program	Major Description	Amer. Ind.	Asian	Black	Hawaiian	Hispanic	Inter. tiRacial	Undiscl	White	Totals	
School of Education													
Career & Technical Ed	BME	BS-ED	Business and Marketing Ed			3		1			3	7	
		UG-PBC-ED	Business and Marketing Ed			1					4	5	
	BMEW	PREMAJ-ED	Pre-Business and Marketing Ed			12		4			4	20	
	CTE	BS-ED	Career & Technical Education			3					12	15	
		UG-PBC-ED	Career & Technical Education								2	2	
	FCS	BS-ED	Family and Consumer Sci Edu			1					5	6	
Career & Technical Ed Total				0	0	20	0	5	0	0	0	30	55
Elementary Education & Reading	CED	BS-ED	Childhood Education	1	2	13		13	3	2		104	138
	CEN	BS-ED	Childhood Education and Englis			2		4				5	11
	CMT	BS-ED	Childhood Education and Mathem	1		3						11	15
	CSH	BS-ED	Childhood Education and Spanis					2					2
	CSS	BS-ED	Childhood Education and Social		1			1				6	8
	ECC	BS-ED	Early Childhood and Childhood		3	14		10		4		75	106
	ECE	BS-ED	Early Childhood Education			23		10	3	3		39	78
	ELEW	PREMAJ-ED	Pre-Elementary Education			1		2					3
Elementary Education & Reading Total				2	6	56	0	42	6	9	0	240	361
Exceptional Education	EXE	BSED-ED	Tchrs Exceptnal Educ & Elem Ed	1	2	8		5		2	1	91	110
	EXEW	PREMAJ-ED	Pre-Exceptional Education			1		3		1		9	14
Exceptional Education Total				1	2	9	0	8	0	3	1	100	124
School of Education Totals				3	8	85	0	55	6	12	1	370	540

**Graduate
Enrollment by School, Program, and Ethnicity
Fall 2015**

Department	Major	Program	Major Description	Amer. Ind.	Asian	Black	Hawaiian	Hispanic	Inter. tiRacial	Undiscl	White	Totals
School of Education												
Adult Education	ADE	GRCT-ED	Adult Education			1					2	3
		MS-ED	Adult Education		2	17		2			29	50
	HRD	GRCT-ED	Human Resource Development			3					2	5
Adult Education Total				0	2	21	0	2	0	0	33	58
Career & Technical Ed	BME	MSED-ED	Business and Marketing Ed								1	1
	CTE	MSED-ED	Career & Technical Education			1					18	19
Career & Technical Ed Total				0	0	1	0	0	0	0	19	20
Elementary Education & Reading	CEC	MSED-ED	Childhood & Early Childhood Ed		2						14	16
	CUR	MSED-ED	Curriculum & Instr	1	2	1			1		40	45
	CURW	GRPRE-ED	Pre-Curriculum & Instr								1	1
	ECP	CAS-ED	Ed Leadership SBL/SDL Combined			3					15	18
	EDL	CAS-ED	Educational Leadership					1			4	5
	LBT	MSED-ED	Literacy Specialist, Birth -12	1		1					33	35
Elementary Education & Reading Total				2	4	5	0	1	0	1	107	120
Exceptional Education	EXC	MSED-ED	Special Education: Early Child			1				1	22	24
	EXCW	GRPRE-ED	Pre-Spec Ed: Early Childhood			1					1	2
	EXS	MSED-ED	Stu w/Dis SWD Generalist 7-12			3		2			29	34
	XBI	MSED-ED	SWD Gen 7-12 & 7-12 Biology								1	1
	XCE	MSED-ED	Special Education: Childhood E			3					76	79
	XCEW	GRPRE-ED	Pre-Spec Ed: Childhood Educa			1		1	1		3	6
	XEN	MSED-ED	SWD Gen 7-12 & 7-12 Eng Lang	1							5	6
	XES	MSED-ED	SWD Gen 7-12 & 7-12 Earth Sci								2	2
	XMT	MSED-ED	SWD Gen 7-12 & 7-12 Math			1					2	3
	XSO	MSED-ED	SWD Gen 7-12 & 7-12 Soc Stud								7	7
Exceptional Education Total				1	0	10	0	3	1	1	148	164
School of Education Totals				3	6	37	0	6	1	2	307	362

**Undergraduate
Enrollment by School, Program, and Ethnicity
Fall 2014**

Department	Major Cd	Prog Code	Major Description	Asian	Black	Hawai	Hispanic	Indian	Inter.	Two c	Undisc	White	Total
School of Education													
Career & Technical Ed	BME	BS-ED	Business and Marketing Ed		4		3		2			6	15
		UG-PBC-ED	Business and Marketing Ed		1							3	4
	BMEW	PREMAJ-ED	Pre-Business and Marketing Ed				1						1
	CTE	BS-ED	Career & Technical Education		2							15	17
		UG-PBC-ED	Career & Technical Education				1					2	3
	FCS	BS-ED	Family and Consumer Sci Edu		2							2	4
Career & Technical Ed Total				0	9	0	5	0	2	0	0	28	44
Elementary Education & Reading	CED	BS-ED	Childhood Education	4	18		12	1		3	1	134	173
	CEN	BS-ED	Childhood Education and Englis		1		1					9	11
	CMT	BS-ED	Childhood Education and Mathem		2		1					9	12
	CSH	BS-ED	Childhood Education and Spanis				1						1
	CSS	BS-ED	Childhood Education and Social		1							7	8
	ECC	BS-ED	Early Childhood and Childhood		15		14			4		81	114
	ECE	BS-ED	Early Childhood Education		19		8			2		46	75
Elementary Education & Reading Total				4	56	0	37	1	0	9	1	286	394
Exceptional Education	EXE	BSED-ED	Tchrs Exceptnal Educ & Elem Ed		12		4		1	3	1	91	112
	EXEW	PREMAJ-ED	Pre-Exceptional Education		2	6	5			1		25	39
Exceptional Education Total				2	18		9		1	4	1	116	151
School of Education				6	83	0	51	1	3	13	2	430	589

**Graduate
Enrollment by School, Program, and Ethnicity
Fall 2014**

Department	MajCd	ProgCd	Major Description	Asian	Black	Hawai	Hispanic	Indian	Inter.	Two o	Undiscl	White	Total
School of Education													
Adult Education	ADE	GRCT-ED	Adult Education		1							4	5
		MS-ED	Adult Education	1	19		3	1		1		35	60
	HRD	GRCT-ED	Human Resource Development		2							3	5
Adult Education Total				1	22	0	3	1	0	1	0	42	70
Career & Technical Ed	BME	MSED-ED	Business and Marketing Ed		1							2	3
	CTE	MSED-ED	Career & Technical Education		2		1					17	20
Career & Technical Ed Total				0	3	0	1	0	0	0	0	19	23
Elementary Education & Reading	CEC	MSED-ED	Childhood & Early Childhood Ed	2	3							10	15
	CUR	MSED-ED	Curriculum & Instr		2			1	1	1		53	58
	ECP	CAS-ED	Ed Leadership SBL/SDL Combined	1	2							16	19
	EDL	CAS-ED	Educational Leadership		2		1					5	8
	LBT	MSED-ED	Literacy Specialist, Birth -12								1	28	29
Elementary Education & Reading Total				3	9	0	1	1	1	2	0	112	129
Exceptional Education	EXA	MSED-ED	Special Education: Adolescence									1	1
	EXC	MSED-ED	Special Education: Early Child		1							18	19
	EXS	MSED-ED	Stu w/Dis SWD Generalist 7-12	1	2		2					36	41
	XBI	MSED-ED	SWD Gen 7-12 & 7-12 Biology									1	1
	XCE	MSED-ED	Special Education: Childhood E		4						1	94	99
	XCEW	GRPRE-ED	Pre-Spec Ed: Childhood Educa				1					3	4
	XEN	MSED-ED	SWD Gen 7-12 & 7-12 Eng Lang					1				11	12
	XES	MSED-ED	SWD Gen 7-12 & 7-12 Earth Sci				1					1	2
	XFR	MSED-ED	SWD Gen 7-12 & 7-12 French									2	2
	XMT	MSED-ED	SWD Gen 7-12 & 7-12 Math		1							4	5
	XSO	MSED-ED	SWD Gen 7-12 & 7-12 Soc Stud									13	13
Exceptional Education Total				1	8	0	4	1	0	1	0	184	199
School of Education				5	42	0	9	3	1	4	0	357	421

**Undergraduate
Enrollment by School, Program, and Ethnicity
Fall 2013**

Department	Major Cd	Prog Code	Major Description	Asian	Black	Hawai	Hispanic	Indian	Inter.	Two c	Undisc	White	Total	
School of Education														
Career & Technical Ed	BME	BS-ED	Business and Marketing Ed		3							5	8	
		UG-PBC-ED	Business and Marketing Ed	1	2							2	5	
	BMEW	PREMAJ-ED	Pre-Business and Marketing Ed		5		1		2	1		5	14	
	CTE	BS-ED	Career & Technical Education		6		1						24	31
		UG-PBC-ED	Career & Technical Education										3	3
FCS	BS-ED	Family and Consumer Sci Edu			1							4	5	
Career & Technical Ed Total				1	17	0	2	0	2	1	0	43	66	
Elementary Education & Reading	CED	BS-ED	Childhood Education	7	26		9	1		2	2	166	213	
	CEN	BS-ED	Childhood Education and Englis							1		7	8	
	CFR	BS-ED	Childhood Education and French									1	1	
	CIT	BS-ED	Childhood Education and Italia									1	1	
	CMT	BS-ED	Childhood Education and Mathem		1		1		1			15	18	
	CSH	BS-ED	Childhood Education and Spanis				1					2	3	
	CSS	BS-ED	Childhood Education and Social		1							16	17	
	ECC	BS-ED	Early Childhood and Childhood		13		11	1		2		115	142	
	ECE	BS-ED	Early Childhood Education		16		11		1	3		47	78	
	ELEW	PREMAJ-ED	Pre-Elementary Education			2							2	2
	Elementary Education & Reading Total				7	59	0	33	2	2	8	2	370	483
Exceptional Education	EXE	BSED-ED	Tchrs Exceptnal Educ & Elem Ed		15		2	1	1	4	1	133	157	
	EXEW	PREMAJ-ED	Pre-Exceptional Education	1	1		3					35	40	
Exceptional Education Total				1	16	0	5	1	1	4	1	168	197	
School of Education				9	92	0	40	3	5	13	3	581	746	

**Graduate
Enrollment by School, Program, and Ethnicity
Fall 2013**

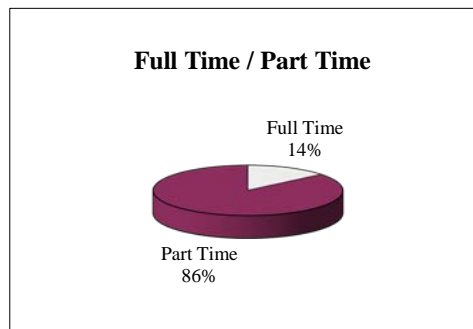
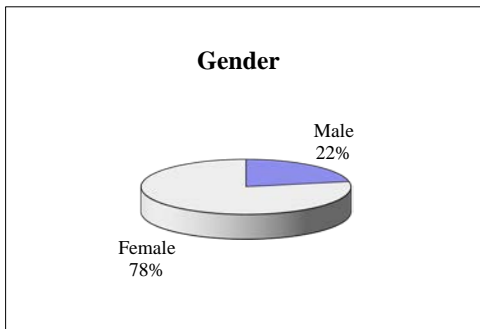
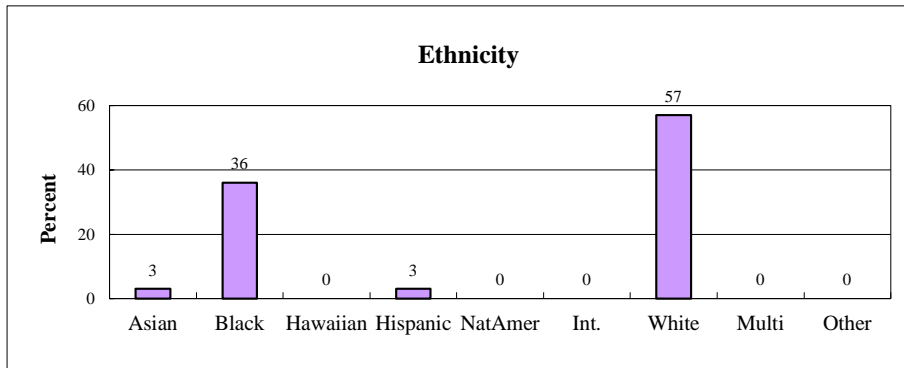
Department	Major Cd	Prog Code	Major Description	Asian	Black	Hawai	Hispanic	Indian	Inter.	Two c	Undisc	White	Total
School of Education													
Adult Education	ADE	GRCT-ED	Adult Education		1							5	6
		MS-ED	Adult Education	2	15		2			1		47	67
	HRD	GRCT-ED	Human Resource Development		2					1		5	8
Adult Education Total				2	18	0	2	0	0	2	0	57	81
Career & Technical Ed	BME	MSED-ED	Business and Marketing Ed		1							5	6
	CTE	MSED-ED	Career & Technical Education		2						2	14	18
Career & Technical Ed Total				0	3	0	0	0	0	0	2	19	24
Elementary Education & Reading	CEC	MSED-ED	Childhood & Early Childhood Ed		4		1					13	18
	CUR	MSED-ED	Curriculum & Instr	1	3			1				49	54
	ECP	CAS-ED	Ed Leadership SBL/SDL Combined				1					20	21
	EDL	CAS-ED	Educational Leadership				1					8	9
	LBT	MSED-ED	Literacy Specialist, Birth -12									28	28
Elementary Education & Reading Total				1	7	0	3	1	0	0	0	118	130
Exceptional Education	BXE	MSED-ED	Teaching Bilingual Exceptional				1						1
	EXA	MSED-ED	Special Education: Adolescence		1							8	9
	EXC	MSED-ED	Special Education: Early Child		2							25	27
	EXS	MSED-ED	Stu w/Dis SWD Generalist 7-12	1	2		1					40	44
	XBI	MSED-ED	SWD Gen 7-12 & 7-12 Biology									3	3
	XCE	MSED-ED	Special Education: Childhood E	1	2						1	124	128
	XEN	MSED-ED	SWD Gen 7-12 & 7-12 Eng Lang					1				11	12
	XES	MSED-ED	SWD Gen 7-12 & 7-12 Earth Sci									1	1
	XMT	MSED-ED	SWD Gen 7-12 & 7-12 Math		1		1					9	11
	XSO	MSED-ED	SWD Gen 7-12 & 7-12 Soc Stud									14	14
Exceptional Education Total				2	8	0	3	1	0	1	0	235	250
School of Education				5	36	0	8	2	0	3	2	429	485

	2009/10	2010/11	2011/12	2012/13	2013/14	2014/15	2015/16
FTE Student							
Fall				37	36	33	29
U/G				0	0	0	0
Grad				37	36	33	29
Spring				40	34	21	24
U/G				0	0	0	0
Grad				40	34	21	24
Average				39	35	27	26
FTE Faculty				3.6	3	2.7	2.5
FT Fac				3	3	3	3
PT Fac				2	3	1	0
S/F				10.8	11.7	10.0	10.6
Major Headcount							
Fall							
U/G				0	0	0	0
Grad				84	81	70	58
Fall Total				84	81	70	58
Spring							
U/G				0	0	0	0
Grad				80	74	48	51
Spring Total				80	74	48	51
Degrees Granted							
Bachelor's			0	0	0	0	
Master's			10	28	30	23	
Fall Data							
New Freshmen				0	0	0	0
New Transfers				0	0	0	0
New Grad Students				24	27	18	25


Academic Programs and Enrollment - Fall 2015 & Spring 2016

<u>Major</u>			<u>Fall 2015</u>	<u>Spring 2016</u>
ADE	Adult Education	GR-CERT	3	2
	Adult Education	MS-ED	50	44
HRD	Human Resource Development	GR-CERT	5	5

FALL STUDENT PROFILE



PERCENT CHANGE IN STUDENT AND FACULTY FTE



Faculty Listing: FTE Students

Department Name	Line #	Budgeted Title	Budgeted FTE	Fall 2011	Spr. 2012	Fall 2012	Spr. 2013	Fall 2013	Spr. 2014	Fall 2014	Spr. 2015	Fall 2015	Spr. 2016
Adult Education													
Birden, S.	21677	Asst Professor	0.5	4.5	3.25	4.5	3.25	3.25	3	4	2.5	2.75	
		Chair	0.5										
Hura, G.	21527	Asso Professor	1.0	9.5	11.25	9.5	11.25	13.25	12.25	12.75	9.75	11.25	15.25
* Mike, D	62510	Lecturer	0.0										1.25
Nikischer, A.	23312	Lecturer	1.0		10.25		10.25	9.75	4	7.5	6.75	14.5	7.75
3 Full Time, 0 Part Time,	Fall Instructional FTE:		2.5									28.5	24.3
				Adult Education Department								28.5	24.3

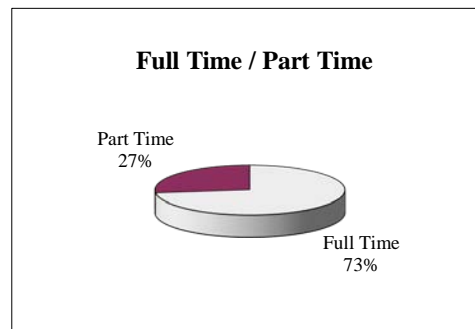
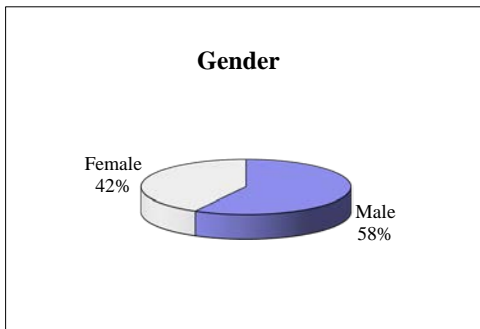
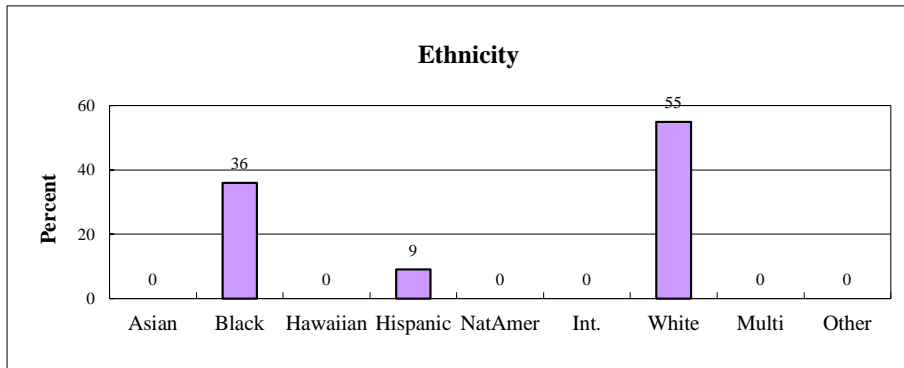
* not primary teaching department

	2009/10	2010/11	2011/12	2012/13	2013/14	2014/15	2015/16
FTE Student							
Fall				51	46	57	46
U/G				29	25	29	23
Grad				22	21	28	23
Spring				41	57	39	43
U/G				16	20	21	19
Grad				25	37	19	25
Average				46	52	48	45
FTE Faculty				4	4.5	3.1	5.4
FT Fac				3	3	2	4
PT Fac				7	9	8	10
S/F				11.6	11.5	15.5	8.3
Major Headcount							
Fall							
U/G				0	66	44	55
Grad				0	24	23	20
Fall Total					90	67	75
Spring							
U/G				66	51	42	44
Grad				24	27	20	19
Spring Total				90	78	62	63
Degrees Granted							
Bachelor's			10	15	7	4	
Master's			11	9	15	12	
Fall Data							
New Freshmen				13	4	8	20
New Transfers				6	7	6	3
New Grad Students				6	3	7	7


Academic Programs and Enrollment - Fall 2015 & Spring 2016

<u>Major</u>		<u>Fall 2015</u>	<u>Spring 2016</u>	
BME	Business and Marketing Ed	BSED	7	7
	Business and Marketing Ed	PB CERT	5	4
BMEW	Pre-Business and Marketing Ed		20	13
CTE	Career & Technical Education	BS	15	17
	Career & Technical Education	PBCERT	2	2
FCS	Family and Consumer Sci Edu	BSED	6	1
VTE	Vocational Technical Education		0	0
BME	Business and Marketing Ed	MSED	1	1
CTE	Career & Technical Education	MSED	19	17
CTE	Career & Technical Education	GRPRE-ED	0	1

FALL STUDENT PROFILE



PERCENT CHANGE IN STUDENT AND FACULTY FTE



Faculty Listing: FTE Students

Department Name	Line #	Budgeted Title	Budgeted FTE	Fall 2011	Spr. 2012	Fall 2012	Spr. 2013	Fall 2013	Spr. 2014	Fall 2014	Spr. 2015	Fall 2015	Spr. 2016
Career & Technical Education													
	Boutet, A.	62594 Lecturer	0.2										
	Childs, G.	62984 Lecturer	0.2					3.5	2.6	4.45	4.75	2.75	1.2
	Davis, J	62863 Lecturer	1.0	2.8	5.2	2.8	5.2	5	4.2	5	4	4.6	2.4
	Green, C.	21249 Lecturer	1.0										1.6
	Gubing, S	70005 Lecturer	0.3	9.65	9.55	9.65	9.55	14.1	20.75	16.67	1.4	15.45	11.15
	* Houston-Green, L.	62266 Lecturer	0.0										1.6
	Lemieux, K	62764 Lecturer	0.3	4.4	2.6	4.4	2.6	4	4.8	3.2	2.8	4	3
	Macho, S	23409 Assoc. Professor	1.0										2.15
	Mroz, R.	62630 Lecturer	0.1	1.8	2.2	1.8	2.2	2.6	1.2	1.2	1.2	1.6	1.2
	Popovich, N.	21181 Assoc. Professor	0.5	19.95	6.6	19.95	6.6	5.6	9.65	13.75	9.65	4.1	1.75
		Chair	0.5										
	Ryan, J.	62968 Lecturer	0.2	1.8	3.8	1.8	3.8	2	2.8	2.6	2.4	2.6	2.6
	Trautman, A	62975 Lecturer	0.2		4.4		4.4	3.6	2.8	2.2	3.4	4.1	3.8
	Zewan, S	62218 Lecturer	0.3	6.5	7.25	6.5	7.25	3.25	7.75	8	9.5	6.7	10.9
4 Full Time, 10 Part Time, Fall Instructional FTE:			5.4	Career & Technical Education Department								45.9	43.4

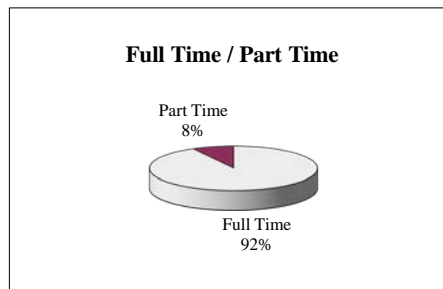
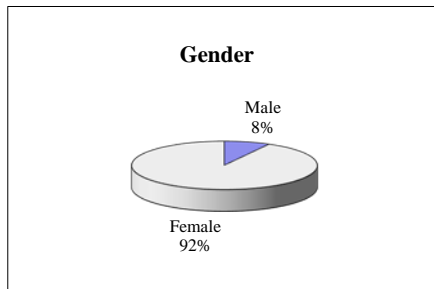
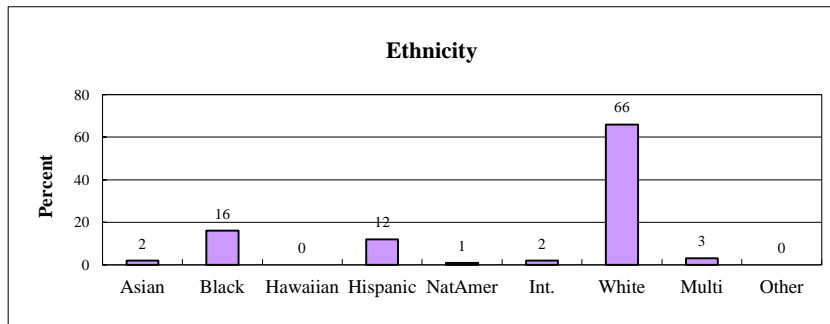
* not primary teaching department

	2009/10	2010/11	2011/12	2012/13	2013/14	2014/15	2015/16
FTE Student							
Fall	563	619	438	387	341	283	272
U/G	370	331	325	289	259	203	195
Grad	193	288	112	98	82	80	77
Spring	562	531	579	363	265	246	180
U/G	320	352	307	271	199	166	103
Grad	242	179	271	91	66	80	77
Average	562	575	508	375	303	264	226
FTE Faculty	35.4	34.7	32.4	31.8	30.3	28.6	26
FT Fac	26	26	23	23	23	23	21
PT Fac	52	42	37	40	36	26	27
S/F	15.9	16.6	15.7	11.8	10.0	9.7	8.7
Major Headcount							
Fall							
U/G	720	721	669	576	483	394	361
Grad	301	268	210	166	130	129	120
Fall Total	1021	989	879	742	613	523	481
Spring							
U/G	724	696	612	513	420	342	322
Grad	292	239	192	155	117	128	120
Spring Total	1016	935	804	668	537	470	442
Degrees Granted							
Bachelor's	156	179	162	146	158	119	
Master's	144	135	103	91	86	65	
Fall Data							
New Freshmen	2	1	0	0	0	0	39
New Transfers	99	80	86	67	49	43	32
New Grad Students	52	54	34	30	21	36	54

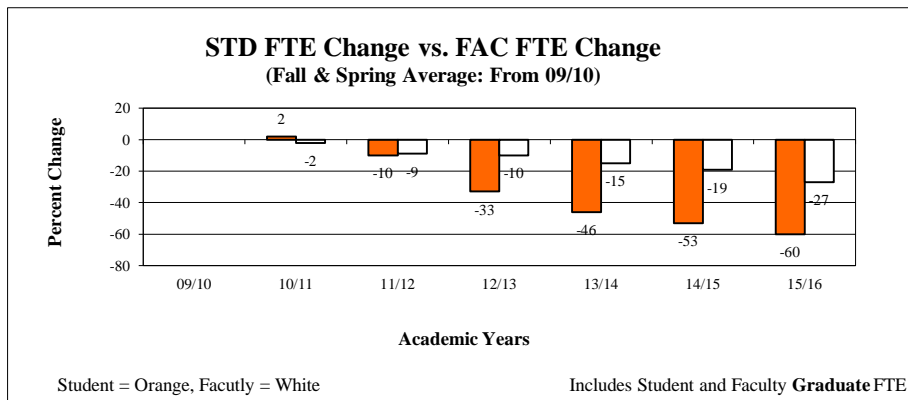
Academic Programs and Enrollment - Fall 2015 & Spring 2016

<u>Major</u>	<u>Fall 2015</u>	<u>Spring 2016</u>
CET Childhood Education with Certification	0	0
CED Childhood Education	138	127
CEN Childhood Education and English	11	10
CMT Childhood Education and Mathematics	15	19
CSH Childhood Education and Spanis	2	1
CFR Childhood Education and French	0	0
CIT Childhood Education and Italian	0	0
CSS Childhood Education and Social	8	8
ECC Early Childhood and Childhood	106	85
ECE Early Childhood Education	78	72
ELE Elementary Education PreK-6	0	0
ELEW Pre-Elementary Education	3	0
CEC Childhood Ed & Early Childhood Ed	16	18
CECW Childhood & Early Childhood Ed.	0	2
CED Childhood Education	0	0
CET Childhood Education with Certi	0	0
CUR Curriculum & Instr	45	35
CURW Pre Curriculum & Instr	1	0
ECE Early Childhood Education	0	0
ECP Educational Leadership	18	19
ECT Early Childhood Ed with Cert	0	0
EDL Educational Leadership	5	5
LBT Literacy Specialist Birth-12	35	40
LBTW Pre Literacy Specialist Birth-12	0	1
LTB Literacy Specialist, Birth-6	0	0
LTS Literacy Specialist, 5-12	0	0
RDG Reading	0	0

FALL STUDENT PROFILE



PERCENT CHANGE IN STUDENT AND FACULTY FTE



Faculty Listing: FTE Students

Department Name	Line #	Budgeted Title	Budgeted FTE	Fall 2011	Spr. 2012	Fall 2012	Spr. 2013	Fall 2013	Spr. 2014	Fall 2014	Spr. 2015	Fall 2015	Spr. 2016
Elementary Education													
	Angelo, M.	62866 Lecturer	0.3	3.47	3.07	3.47	3.07	6.07	2.8	5	2	2.4	
	Arioli, R.	21742 Lecturer	1.0	11.87	9.68	11.87	9.68	5.27	8.13	12.07	18.3	35.2	
	* Cabra, J.	21641 Asso Professor	0.0										0.75
	Ceprano, M. A.	16004 Professor	1.0	8.4	5.85	8.4	5.85	9		6.4	8.4	10.15	7.2
	Chicola, N. A.	21672 Asso Professor	0.5	3	2.25	3	2.25		1.5	2.25	2.75	2.25	
		Chair	0.5										
	Cohen, M.	62924 Student Teacher Sprv	0.2	3.47	4.33	3.47	4.33	6.4	4.33	3.2	1.2	3.36	
	Cummings, M	21433 Lecturer	1.0	6.8	13.2	6.8	13.2	4.2	6.35	9	13.8	10.8	8.4
	Day, L. K.	21679 Lecturer	0.0	6.6	4.6	6.6	4.6	7.6	6.6	9.8	6.6	retired	
	Del Prado - Hill	23429 Lecturer	1.0	10.5	5.25	10.5	5.25	9.05	5.45	9.1	8.6	2	4.4
	Devine, D. W.	62521 Lecturer	0.3	2.6	3.47	2.6	3.47	7.8	3.47	4.6	2.8	1.6	
	DiChristiana, C.	21746 Lecturer	1.0	10	12	10	12	10.8	10.8	10.8	7.2	8	4.8
	Dust, K. B.	62399 Lecturer	0.2	6.4	5	6.4	5	3.8	6.2	3.2	3.8	4.4	2.4
	* Firestien, R	23330 Asso Professor	0.0	1.5	1	1.5	1	1.75	0.75	2.5	1	1	1.25
	Friedland, E. S.	21451 Asso Professor	1.0	5.75	4.1	5.75	4.1	5.75	6.2	7.35	1.4		3.2
	Freedman, A	62136 Lecturer	0.1		3.75		3.75		3.25		4.5		2.5
	Gallagher, R	62810 Lecturer	0.2	2.53	5.2	2.53	5.2	5.2	4.73	3.6	2.8	3.2	
	Garas-York, K.	23338 Asst Professor	1.0	7.5	12	7.5	12	5.5	8	6	8.75	5.25	6
	George, P.	62663 Lecturer	0.3					8.87	4.27	5.4	10	12.2	12.8
	* Gradwell, J.	21165 Professor	0.0										6.55
	Grohman, S	62310 Lecturer	0.0	3.25	3.5	3.25	3.5		3.25		4.5		4.5
	Gullo, P. H.	62808 Lecturer	0.3	4.4	6.6	4.4	6.6	10.6	3.47	4	1.6	1.6	
	Halicki, G	62999 Lecturer	0.3	1.67	4.73	1.67	4.73	7.8	6	6.6	4	2	
	Harrity, E. M.	62937 Lecturer	0.3	1.27		1.27		3	3	3.4	2.1	2.4	
	Henry, D. R	23755 Asst Professor	1.0	11	7.1	11	7.1	6.55	4.1		4.5	5.5	2.9
	Hollas, A. L.	62949 Lecturer	0.3	2.6	3.87	2.6	3.87	3	3	4	2.2	1.2	
	Honsberger, E.	none Lecturer	0.1									0.2	
	Hunter, J.	21050 Asst Professor	1.0	0	0	0	0	10.8	10.2			5	5.32
	Hyland, T. J.	62591 Lecturer	0.1	3.25		3.25		3		3		1.75	0.75
	* Keller-Mathers	21492 Lecturer	0.0	0.5		0.5			0.25	0.25			0.75
	Klenk, L.	21050 Lecturer	1.0	15	7.15	15	7.15	14.75	5.5	8.95		11	8.25
	Lanz, D. J.	62386 Lecturer	0.2	7	3	7	3	3.2	1.2	4.4	6.7	6.6	3.2
	Lazzaro, C.	62411 Lecturer	0.1	1		1		2.5		0.5		1.5	
	Loehr, P. W.	21031 Asso Professor	1.0	5.5	4.41	5.5	4.41	4.34	4.84	3.42	5.75	2.59	4.16
	McCarthy, D.	21758 Asst Professor	1.0	10.9	6.4	10.9	6.4	6	6.4	5.35		10	9.7
	McLeish, W.	21535 Lecturer	1.0	9.6	13	9.6	13	10.2	12.2	13	8.8	10.2	2.6
	* Means, A.	21696 Asst Professor	0.0							4.75		4.75	1.25

Faculty Listing: FTE Students

Department Name	Line #	Budgeted Title	Budgeted FTE	Fall 2011	Spr. 2012	Fall 2012	Spr. 2013	Fall 2013	Spr. 2014	Fall 2014	Spr. 2015	Fall 2015	Spr. 2016
Mike, D.	62510	Lecturer	0.1									4	
Naab, L	62625	Lecturer	0.2					3.2	3.8		3.2	5.6	1.6
Paskowitz, F.	62272	Lecturer	0.2							4.25	2.75	3	2.75
* Patti, A.	21714	Asst Professor	0.0								1.4	2	
Pierce, F. L.	62758	Lecturer	0.3	2.13	4.73	2.13	4.73	10.2	3.87	3.4	3.2	2.4	
Pontrello, C.	62919	Lecturer	0.1									5.55	
Rustowicz, M	62688	Lecturer	0.1					5.2	4	6	6	8.2	9.2
Sexton, A. F.	62188	Lecturer	0.2	5.4	5.4	5.4	5.4	5.8	5.6	5.6	3.6	11.05	5.5
Shandomo, H.	21353	Asso Professor	1.0	10.75	11.9	10.75	11.9		7.6	10.75	10.6	9.85	8.6
Shively, C.	23316	Asst Professor	1.0	4.5	5.25	4.5	5.25	7.65	5.6	9.9	5.05	7.05	5
Smith, C.	21447	Asso Professor	1.0	9.4	11.4	9.4	11.4	7.4	8.55	11.35	7.2	6.8	7.65
Summers, E.	62687	Lecturer	0.3					3.26	4.33	1.8	1.6	2	
Tredo, C. L.	21485	Lecturer	1.0	8.8	12.8	8.8	12.8	6.4	6.4	8.2	10.4	7.7	8.4
Truesdell, K. S.	21442	Asst Professor	1.0	17	8.75	17	8.75	9	11.4	10.65	10.25	4.75	4.75
Weber, S	62483	Lecturer	1.0	13.3	11.8	13.3	11.8	6	5.6	8.8	5.6	10	6.35
Weidler, S.	62639	Lecturer	0.2					2.6	2.13	5	1.6	1.6	
Wilson, S	62653	Lecturer	0.2	10.2	7.2	10.2	7.2	6.4	6.4	3.6	3.8	4.4	4.8
Yurkewicz, R.	62421	Lecturer	0.3	2.6	5.2	2.6	5.2	4.73	2.6	4	1.6	2	
Zhang, J	21745	Asst. Professor	1.0	11.25	10.25	11.25	10.25	8.75	7.25	7.25	9.25	6	11.8
21 Full Time, 27 Part Time, Fall Instructional FTE:			26.0	Elementary Education Department								272.1	180.0

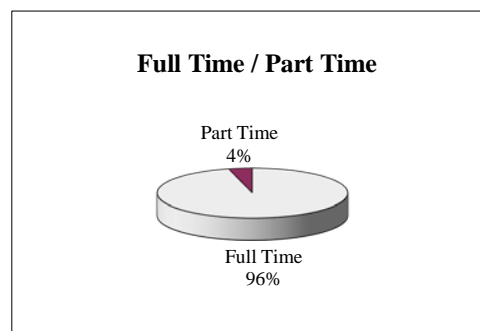
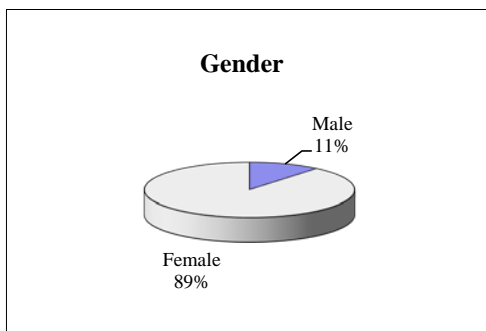
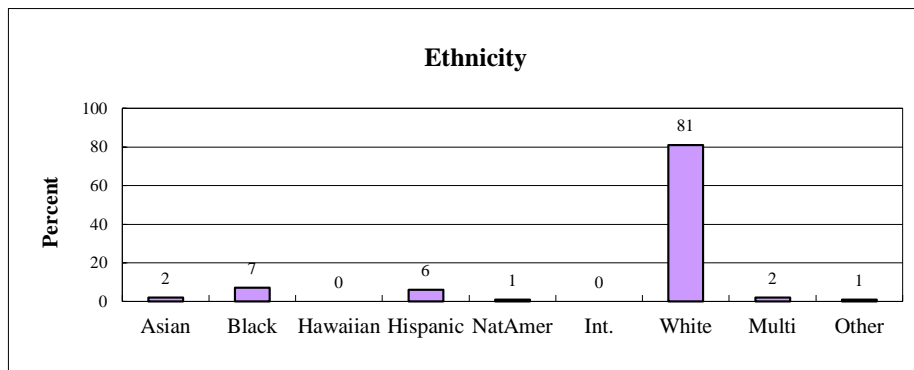
* not primary teaching department

	2009/10	2010/11	2011/12	2012/13	2013/14	2014/15	2015/16
FTE Student							
Fall	413	403	392	194	212	168	179
U/G	256	244	248	66	91	73	106
Grad	157	159	144	128	121	95	73
Spring	371	383	207	218	207	205	138
U/G	198	292	75	85	101	106	63
Grad	174	90	133	133	106	99	75
Average	392	393	299	206	209	187	159
FTE Faculty	18.2	17.3	14.4	17.3	17.5	16.75	17.1
FT Fac	17	16	12	15	15	16	16
PT Fac	12	14	19	14	13	11	10
S/F	21.6	22.7	20.8	11.9	12.0	11.0	9.3
Major Headcount							
Fall							
U/G	245	279	251	210	197	151	124
Grad	284	299	261	256	250	199	164
Fall Total	529	578	512	466	447	350	288
Spring							
U/G	257	241	213	194	168	137	100
Grad	305	283	231	234	223	187	144
Spring Total	562	524	444	428	391	324	244
Degrees Granted							
Bachelor's	43	65	58	41	55	36	
Master's	83	109	83	92	85	61	
Fall Data							
New Freshmen	30	26	22	16	19	19	13
New Transfers	10	25	21	14	11	9	9
New Grad Students	57	52	38	59	45	46	42

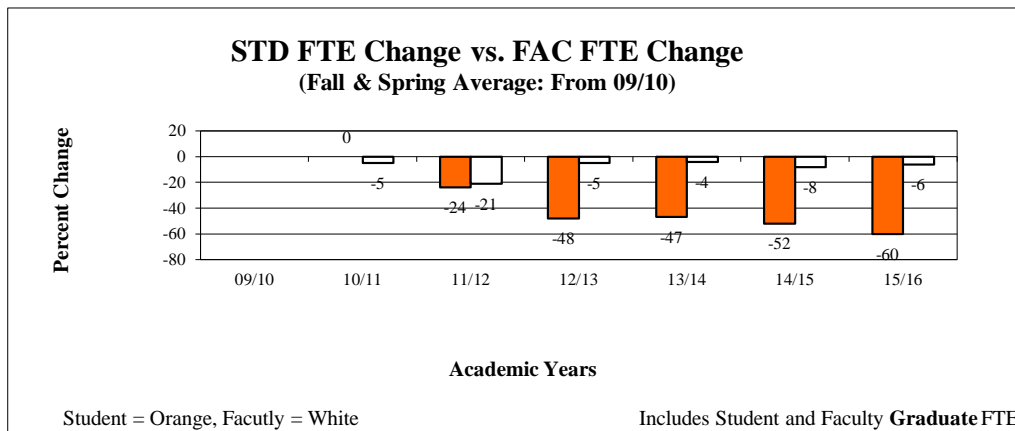
Academic Programs and Enrollment - Fall 2015 & Spring 2016

<u>Major</u>			<u>Fall 2015</u>	<u>Spring 2016</u>
EXE	Teachers of Exceptional Education	BS-ED	110	88
EXEW	Pre-Exceptional Education	UG-PRE	14	12
BXE	Teaching Bilingual Exceptional		0	0
EXA	Special Education: Adolescence	MS-ED	0	0
EXAW	Pre-Spec Ed: Adolescence	MS-ED	0	0
EXC	Special Education: Early Child	MS-ED	24	22
EXCW	Pre Special Education: Early Child	GR-PRE	2	0
EXD	Exceptional Education	MS-ED	0	0
EXS	Stu s/dis SWD Gen 7-12	MS-ED	34	29
XBI	SWB Gen 7-12 & 7-12 Biology	MS-ED	1	1
XCE	Special Education: Childhood Ed	MS-ED	79	77
XCEW	Pre-Spec Ed: Childhood Ed	GR-PRE	6	3
XCH	SWD Gen 7-12 & 7-12 Chemistry	MS-ED	0	0
XEN	SWD Gen 7-12 & 7-12 Eng Lang	MS-ED	6	3
XES	SWD Gen 7-12 & 7-12 Earch Sci	MS-ED	2	1
XFR	SWD Gen 7-12 & 7-12 French	MS-ED	0	0
XMT	SWD Gen 7-12 & 7-12 Math	MS-ED	3	3
XPH	SWD Gen 7-2 & 7-12 Physics	MS-ED	0	1
XSO	SWD Gen 7-12 & 7-12 Soc Stud	MS-ED	7	4

FALL STUDENT PROFILE



PERCENT CHANGE IN STUDENT AND FACULTY FTE



Faculty Listing: FTE Students

Department Name	Line #	Budgeted Title	Budgeted FTE	Fall 2011	Spr. 2012	Fall 2012	Spr. 2013	Fall 2013	Spr. 2014	Fall 2014	Spr. 2015	Fall 2015	Spr. 2016
Exceptional Education													
	Budin, S.	21336 Asso Professor	1.0									2.95	
	Bystrak, E.	62704 Lecturer	0.1										3.5
	Coder, A. M.	62163 Lecturer	0.2	5	6.6	5	6.6		3.6	6.8	2.4	1.2	2.25
	Collins, K.	62856 Lecturer	0.1										3
	Dearlove, L.	62052 Lecturer	0.0		6.75		6.75		5.75		5.75		4.75
	DiCesare, D.	62987 Lecturer	0.1									6.25	
	Doody, K. R.	23349 Asst Professor	1.0	6.25	4.5	6.25	4.5	9.75	9.55	7.75	7.9	12	13.35
	Gleckel, W. L.	21257 Asso Professor	1.0	12	9.25	12	9.25	13.75	10	8.5	11	11.25	8.25
	Gormley-Budin, S.	21336 Asst Professor	1.0	9.05	11.45	9.05	11.45	10.6	13	7.45	7.3		
	Harris, J.	62869 Lecturer	0.75	6.4	8.54	6.4	8.54	5.86	5.34	4.26	6.4	8.8	5.8
	Janczak, T.	21330 Lecturer	1.0	3.5	3.5	3.5	3.5	4	3.5	4	3	3.5	3.75
	Knapp, V.	62997 Lecturer	0.1										3
	Maheady, L.	21358 Professor	1.0						4.6	4	4	5	5.75
	Maloney, J. M.	62157 Lecturer	0.2	7.6	8.2	7.6	8.2	5	7.8	7.4	9.4	2.6	4.8
	Meger, M. M.	23322 Asso Professor	1.0	10.45	8.9	10.45	8.9	13.8	11.6	6.7	7.95	5	5.5
	Miller, K. J.	21567 Asst Professor	1.0									1.8	5.2
	Palumbo, K. K.	62449 Lecturer	0.5	22.58	22.57	22.58	22.57	25.66	26.21	18.28	23.03	15.32	12.79
	Patti, A.	21714 Asst Professor	1.0	7.2	7.2	7.2	7.2	8.4	6	7.2	7.6	2.67	2.53
	Pomerantz, D. J.	21032 Asso Professor	0.0	10.8	15.15	10.8	15.15	13.65	7.5	14.1	17.7	15.45	retired
	Posluszny, M. P.	21416 Asso Professor	1.0	11	10.5	11	10.5	11.5	9.75	8	9.25	10.8	10
	Rafferty, L. A.	21581 Asst Professor Chair	1.0	10.5	8.25	10.5	8.25		2.2	5.34	2.2	0.2	
	Ramos-Zagarrigo	23468 Asst Professor	1.0	7.26	8.54	7.26	8.54	6.86	5.86	5.34	7.46	14.8	6.4
	Sass, S	62028 Lecturer	0.1								3	2.75	
	Schmidt, R. J.	21327 Lecturer	1.0	6.25	3	6.25	3	5.5	3	5.25	25.7	24.75	2.75
	* Sommerstein, L. C.	62250 Lecturer	0.0	15.35	9.75	15.35	9.75	15.7	11.35	12.35	12.25	9.7	11.8
	Vince-Garland, K	21160 Asst Professor	1.0	7.8	7.8	7.8	7.8	10.8	5.4	6.6	9.8	6.6	11.7
	Westover, J.	21665 Asst Professor	1.0	13.75		13.75		21.45	16.95	15.2	9.4	11	
	Zgliczynski, T. G.	62926 Lecturer	0.2	8.5	4.5	8.5	4.5	10.25	8	4.75	6.25	4.75	11.55
16 Full Time, 10 Part Time, Fall Instructional FTE:			17.1	Exceptional Education Department								179.1	138.4

* not primary teaching department

	2009/10	2010/11	2011/12	2012/13	2013/14	2014/15	2015/16
FTE Student							
Fall				118	98	85	89
U/G				99	81	73	73
Grad				19	17	12	16
Spring				96	80	71	74
U/G				80	70	59	54
Grad				16	10	12	21
Average				107	89	78	82
FTE Faculty				5.3	6.2	5.5	4.2
FT Fac				4	6	5	4
PT Fac				6	4	4	3
S/F				20.2	14.3	14.2	19.4
Major Headcount							
Fall							
U/G							
Grad							
Fall Total							
Spring							
U/G							
Grad							
Spring Total							
Degrees Granted							
Bachelor's				0	0	0	
Master's				0	0	0	
Fall Data							
New Freshmen				0	0	0	0
New Transfers				0	0	0	0
New Grad Students				0	0	0	0

Academic Programs and Enrollment - Fall 2015 & Spring 2016

Major

Fall 2015 Spring 2016

Department Name	Line #	Budgeted Title	Budgeted FTE	Fall 2011	Spr. 2012	Fall 2012	Spr. 2013	Fall 2013	Spr. 2014	Fall 2014	Spr. 2015	Fall 2015	Spr. 2016	
Social & Psychological Foundations of Education														
	Adamo, J.	20879	Staff Coordinator	0.0	6.2	0	6.2	0	0	7.8	6.4	6.8		
	* Childs, G	62984	Lecturer	0.0						1.25		2.25		
	* Fish, R.	21613	Asst. Professor	0.0	11.7	12.3	11.7	12.3	11.45	12.2	14.1	17.45	13.65	16
	Gold, J.	62586	Lecturer	0.2	7	4.75	7	4.75	9	4	4.5	4.5	4.25	5
	Grande, A.	21002	Professor	1.0	13	13.6	13	13.6	13.2		14.6	7.6	12	9.8
	Mattai, P.	21426	Professor	1.0	3.95	9.85	3.95	9.85	7.4	5.25	4.25	3.45	2.8	5.95
	* McLeish, W.	21535	Lecturer	0.0										2.6
	Means, A	21696	Asst. Professor	1.0					2.65	17.1	8	9.47	12.6	5
	Monaco, N	62911	Lecturer	0.0	12.15	7.25	12.15	7.25	11.4	6.2	11.8	10.4	14.2	12
	Scheira, T	62542	Lecturer	0.2	13	9.8	13	9.8	8.4	11.2	12	7.8	8	8.4
	Tinnesz, C.	62907	Lecturer	0.3	3.8	10.2	3.8	10.2	12	5.8	7.4	5.6	4.6	3.8
	Todd, M.	62877	Staff	0.0									5	2.8
	White, W.	21367	Asso. Professor	0.5	0	0	0	0	1		0.5	0.7	3	2.75
			Chair	0.5										
4 Full Time, 3 Part Time, Fall Instructional FTE:			4.2	Social & Psych Foundations of Education Department								89.2	74.1	

* not primary teaching department