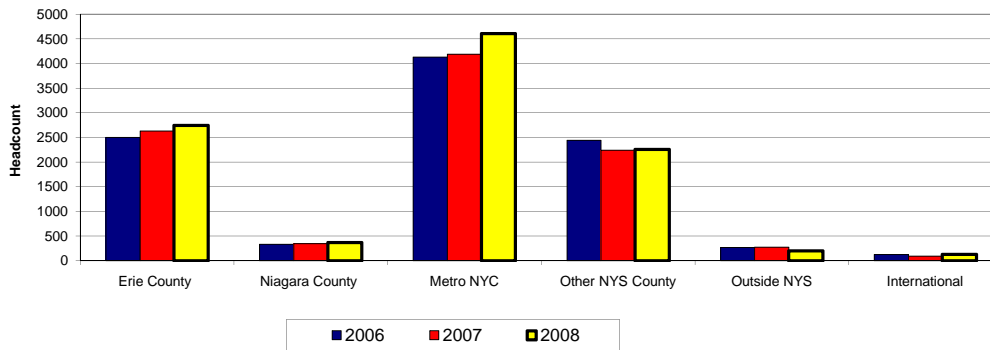


# UNDERGRADUATE FRESHMAN ADMISSIONS

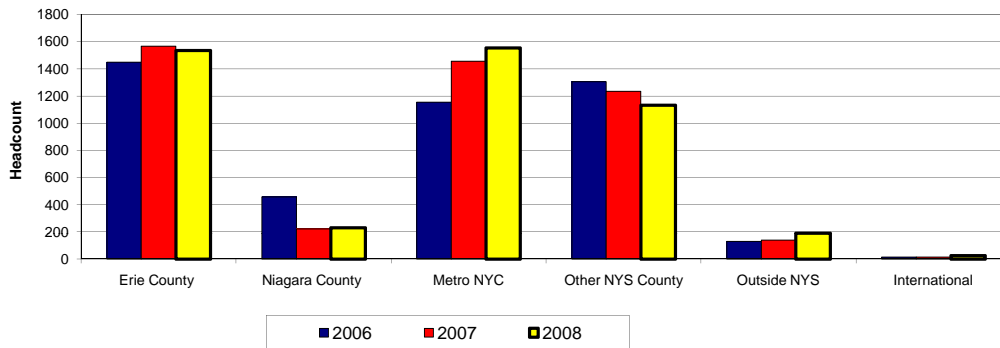
FALL 2006 THRU FALL 2008

## APPLICATIONS



Freshmen applications increased from 9,762 to 10,304 (5.5%) from previous fall 2007.

## ACCEPTS

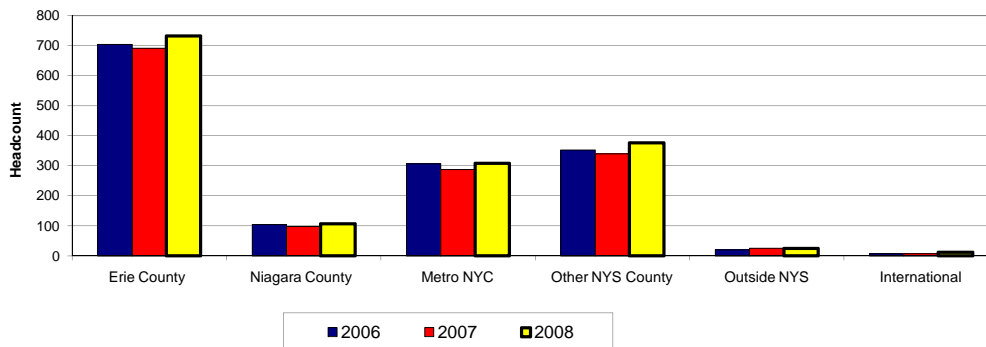


Acceptance rate is down to 45.0 percent, a decrease of 2.4 percent from previous fall 2007  
 The acceptance yield increased to 33.6 percent. This is a 2.3 percent increase from last fall 2007.

The mean high school average for the freshmen class remained at 85.4  
 The mean high school average for regular admit is 86.1. The mean SAT Composite (998) score for regular admit is the same as last fall.

Total enrollment for the Fall 2008 freshman class is 1,559. This is the largest freshman since fall 1990. Twenty (20) percent of our freshmen class is from the Metro NYC area.

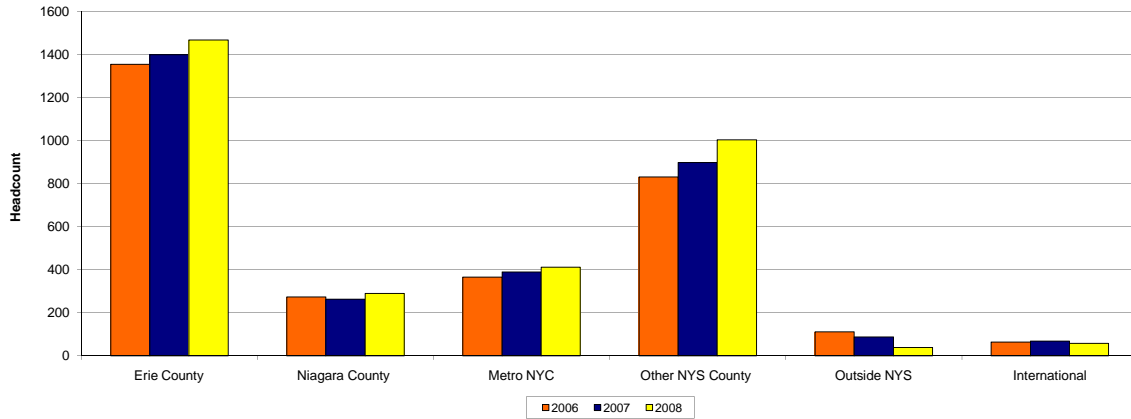
## ENROLLMENTS



# UNDERGRADUATE TRANSFER ADMISSIONS

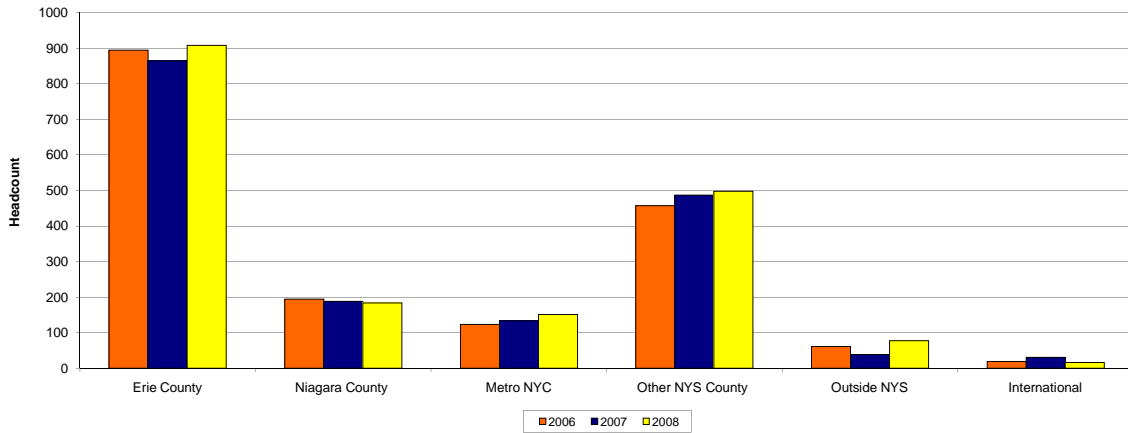
FALL 2006 THRU FALL 2008

## APPLICATIONS



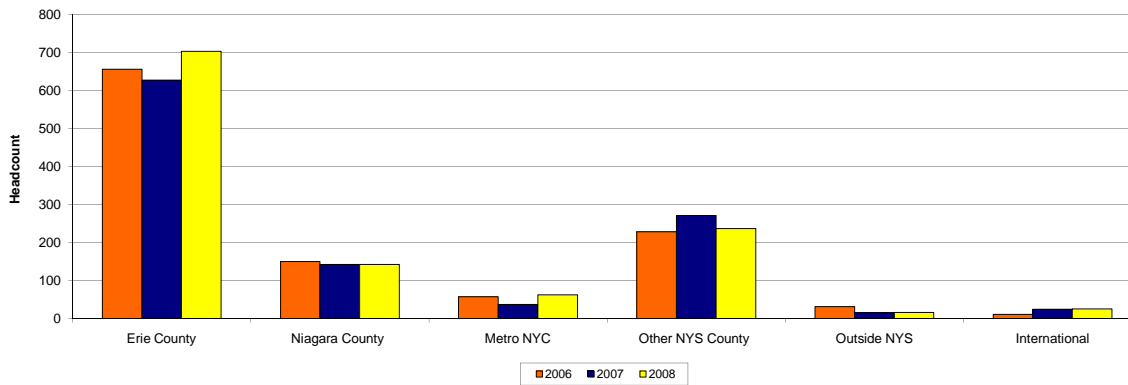
Total Undergraduate transfer applications reached 3,268. This is an increase of 5.4% from fall 2007 and 37.4% increased from fall 2000. Transfer applications in Erie county increased by 5 percent and in other NYS counties by 12 percent.

## ACCEPTS



Transfer acceptance rate remained the same as last fall at 56 percent . The acceptance yield remained at 64 percent. Total transfer enrollment is 1,184. This is an increased of 6.1% from fall 2007. This is the largest transfer class since fall 1997. Transfer enrollment increased by 12 percent. This is due to an increase in student transfers from private schools and out-of-state public institutions.

## ENROLLMENTS



## GRADUATE ADMISSIONS FALL 2006 THRU 2008

