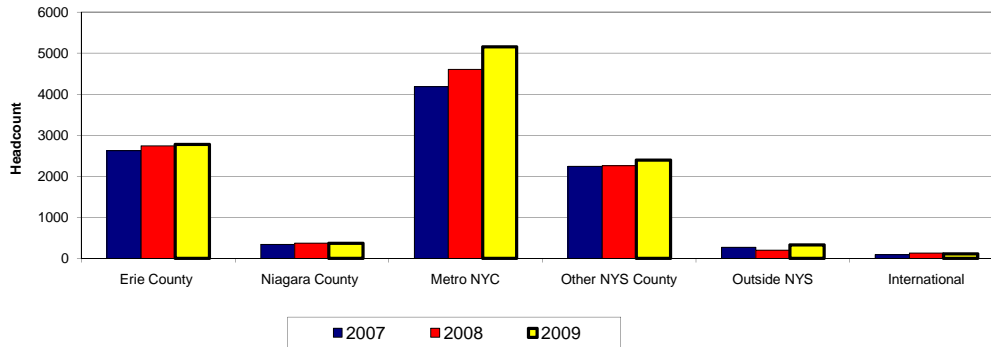


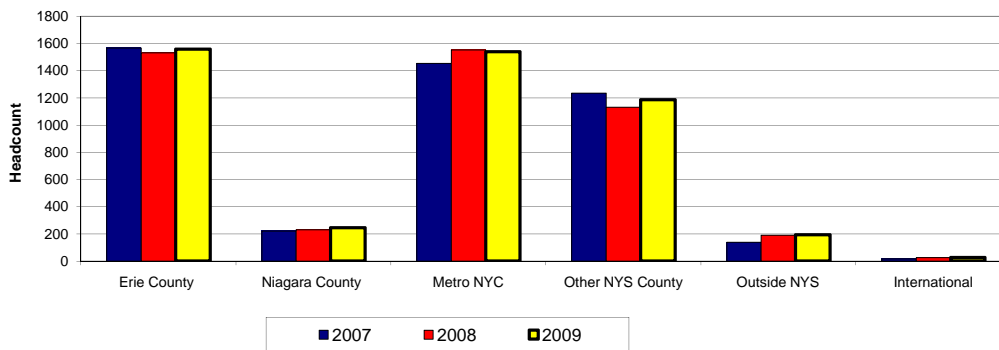
UNDERGRADUATE FRESHMAN ADMISSIONS FALL 2007 THRU FALL 2009

APPLICATIONS



Freshman applications increased from 10,304 to 11,132 (8.0%) from fall 2008. Since fall 2004, Freshman applications are up 29.4 percent.

ACCEPTS



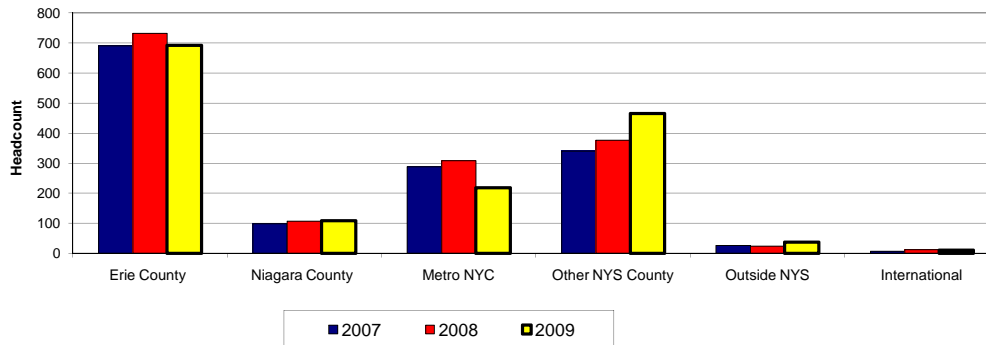
Acceptance rate is down to 42.7 percent, a decrease of 2.3 percent from fall 2008. Since fall 2004, the freshman acceptance rate decreased by nearly nine (8.9) percent. The yield is down slightly from fall 2008.

The mean high school average for all freshmen class increased to 85.7 from 85.4.

The mean high school average for regular admit increased to 86.6 from 86.1. The mean SAT Composite (1013) score for regular admit is up 15 points fall 2008.

Total enrollment for the fall 2009 Freshman class is 1,530. This is the second largest freshman since fall 1990.

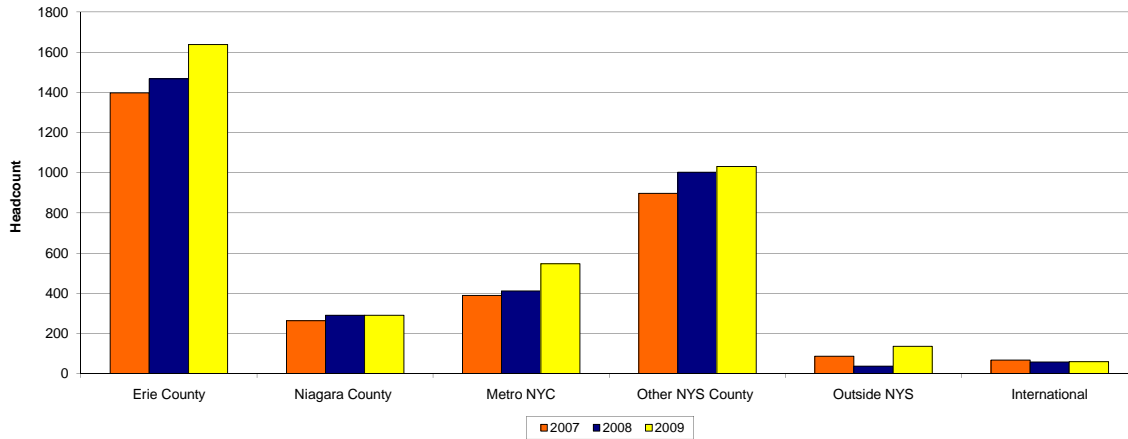
ENROLLMENTS



UNDERGRADUATE TRANSFER ADMISSIONS

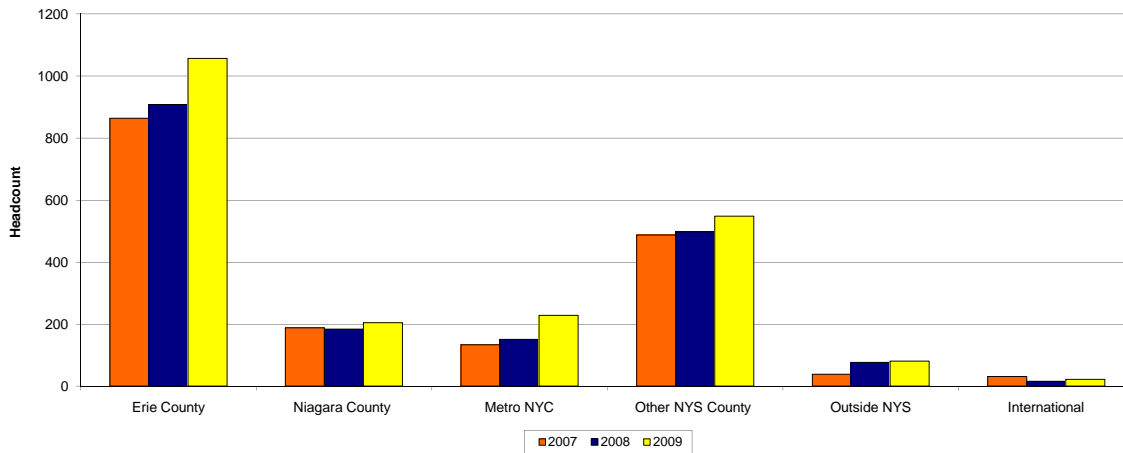
FALL 2007 THRU FALL 2009

APPLICATIONS



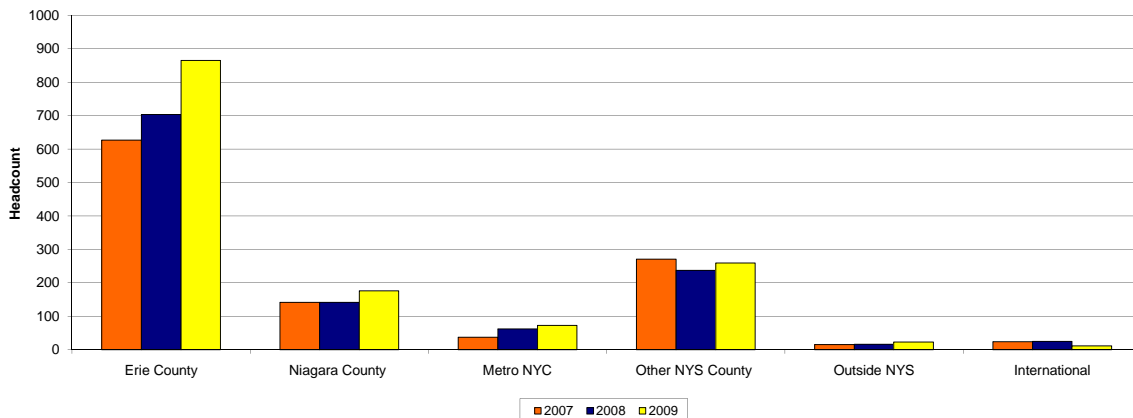
Total undergraduate transfer applications is 3,700. This is an increase of 13.2% from fall 2008 and 31.2% increased from fall 2004. Transfer applications in Erie county increased by 11.6 percent and 32 percent from fall 2004.

ACCEPTS



Transfer acceptance rate is up 1.9 percent from fall 2008 (56%). The acceptance yield increased from 64 to 65.8 percent. Total transfer enrollment is 1,408, up 19% from fall 2008. This is the largest transfer class since fall 1979.

ENROLLMENTS



GRADUATE ADMISSIONS FALL 2007 THRU 2009

